

**FINANCIAL STATEMENTS
FOR THE YEAR ENDED 31 AUGUST 2017**

FOR

DELTA ACADEMIES TRUST
(formerly known as School Partnership Trust Academies)
(a company limited by guarantee)

COMPANY REGISTERED NUMBER: 07386086
AND AN
EXEMPT CHARITY

DELTA ACADEMIES TRUST
INDEX TO THE FINANCIAL STATEMENTS

	Page
Reference and Administrative Information	3
Report of the Directors and the Strategic Report	9
Governance Statement	33
Statement on Regularity, Propriety and Compliance	39
Statement of Directors' Responsibilities	40
Independent Auditor's Report	41
Independent Accountant's Report on Regularity	43
Statement of Financial Activities	45
Balance Sheet	46
Cash Flow Statement	47
Notes to the Financial Statements	48

DELTA ACADEMIES TRUST

REFERENCE AND ADMINISTRATIVE DETAIL

Company Members

Lesley Bailey

Sean Cavan

Steven Hodsman

Denis Hird (from 15 September 2016)

Company Directors

Paul Tarn (CEO and Accounting Officer)

Steven Hodsman (Chair)

Lesley Bailey

Sean Cavan

David Haigh (Appointed 15 September 2016)

Emanuela Sani (Appointed 15 September 2016)

David White

**Executive
Leadership Team**

Paul Tarn (Chief Executive Officer and Accounting Officer)

Karen Bromage (Director of Finance)

Christopher Mitchell (Director of Education - Secondary)

Gillian Wiles (Director of Education - Primary)

Emma Mayor (Chief Compliance Officer and Company Secretary)

Gareth Mason (Executive Principal – Secondary)

Anne Elliott (Executive Principal – Primary)

Patricia Gavins (Executive Principal – Primary)

Julie Saunders (Executive Principal – Primary)

DELTA ACADEMIES TRUST

REFERENCE AND ADMINISTRATIVE DETAIL

The Delta Academies Trust includes the following academies, all of which have local Education Advisory Bodies (EAB's). Details below reflect leadership as at 31 August 2017.

<p>Associate Principal: John Higgins Ash Hill Academy Ash Hill Road Hatfield Doncaster DN7 6JH</p>	<p>Head of Academy: Lisa Hillier Crookesbroom Primary Academy Crookesbroom Lane Hatfield Doncaster DN7 6JP</p>
<p>Associate Executive Principal: Trudi Bartle Craven Primary Academy New Bridge Road Hull HU9 2DR</p>	<p>Associate Principal: Christopher McCall De Lacy Academy Middle Lane Knottingley WF11 0BZ</p>
<p>Associate Principal: Anna Rooney De Warenne Academy Gardens Lane Conisbrough Doncaster DN12 3JY</p>	<p>Principal: Richard Brooke Don Valley Academy and Performing Arts College Jossey Lane Scawthorpe Doncaster DN5 9DD</p>
<p>Head of Academy: Rachel Binns East Garforth Primary Academy Aberford Road Garforth Leeds LS25 2HF</p>	<p>Head of Academy: Samantha Thompson England Lane Academy England Lane Knottingley WF11 0JA</p>
<p>Associate Executive Principal: Melanie Hewitt Estcourt Primary Academy Estcourt Street Hull HU9 2RP</p>	<p>Principal: Andrew Woodhouse Garforth Academy Lidgett Lane Garforth Leeds LS25 1LJ</p>

**DELTA ACADEMIES TRUST
REFERENCE AND ADMINISTRATIVE DETAIL**

<p>Principal: Louise Chappell Grange Lane Infant Academy Grange Lane Doncaster DN11 0QY</p>	<p>Executive Principal: Patricia Gavins Green Lane Primary Academy Ribblesdale Avenue Garforth Leeds LS25 2JX</p>
<p>Principal: Helen Acton Hatfield Woodhouse Primary School Main Street Hatfield Woodhouse Doncaster South Yorkshire DN7 6NH</p>	<p>Head of Academy: Lucy Carlisle Highfields Primary Academy Coppice Road Highfields Doncaster DN6 7JB</p>
<p>Principal: Karen Keaney Hull Trinity House Academy Charlotte Street Mews Hull HU1 3BP</p>	<p>Acting Principal: Zoe Matthewman Ingleby Manor Free School Welwyn Road Stockton on Tees TS17 0FA</p>
<p>Associate Principal: Robert Spendlow John Whitgift Academy Crosland Road Grimsby South Humberside DN37 9E</p>	<p>Principal: Vicki Pearson Kingston Park Academy Long Lane Carlton-in-Lindrick Worksop S81 9AW</p>
<p>Head of Academy: Sarah Clarkson Macaulay Primary Academy Macaulay Street Grimsby DN31 2ES</p>	<p>Associate Principal: Andrew Barnett Manor Croft Academy Old Bank Road Earlsheaton Dewsbury WF12 7DW</p>
<p>Principal: Zoe Bidmead Melior Community Academy Chandos Road Scunthorpe DN17 1HA</p>	<p>Associate Executive Principal: Melanie Hewitt Head of Academy: Jacqueline Overfield Mersey Primary Academy Derwent Street Hull HU8 8TX</p>

**DELTA ACADEMIES TRUST
REFERENCE AND ADMINISTRATIVE DETAIL**

<p>Principal: Eleanore Pickard Park View Primary Academy Harlech Road Leeds LS11 7DG</p>
<p>Associate Executive Principal: Jamie Lawler Rossington All Saints Academy Bond Street New Rossington Doncaster DN11 0BZ</p>
<p>Associate Executive Principal: Jamie Lawler Associate Principal: Rebecca Thompson Serlby Park Academy Whitehouse Road Bircotes Doncaster DN11 8EF</p>
<p>Associate Executive Principal: Ruth Beckett Strand Primary Academy Strand Street Grimsby DN32 7BE</p>
<p>Head of Academy: Joanne Gilbert St Wilfrid's Academy St Wilfrid's Road Doncaster DN4 6AH</p>

<p>Head of Academy: Pippa Robinson Pheasant Bank Academy West End Lane Doncaster DN11 0PQ</p>
<p>Principal: Michelle Benton Rowena Academy Gardens Lane Conisbrough Doncaster DN12 3JY</p>
<p>Head of Academy: Christine Mayers Simpson's Lane Academy Sycamore Avenue Knottingley WF11 0PL</p>
<p>Associate Principal Graham Moffatt South Leeds Academy Old Run Road Leeds LS10 2JU</p>
<p>Head of Academy: Alice Ngondi The Elland Academy 118 Gelderd Road Leeds LS12 6DQ</p>

**DELTA ACADEMIES TRUST
REFERENCE AND ADMINISTRATIVE DETAIL**

<p>Principal: Catherine Farrell The Grove Academy 59 Grove Road Harrogate HG1 5EP</p>	<p>Associate Executive Principal: Trudi Bartle Head of Academy: David Irving The Parks Academy Courtway Road Hull HU6 9TA</p>
<p>Principal: Nicola Williams The Vale Academy Atherton Way Brigg DN20 8AR</p>	<p>Head of Academy: Andrew Yeomans Vale Primary Academy Ferrybridge Road Knottingley Wakefield WF11 8JF</p>
<p>Executive Principal: Julie Saunders Weelsby Academy Weelsby Street Grimsby DN32 7PF</p>	<p>Head of Academy: Donna Brown Whetley Academy Whetley Lane Bradford BD8 9HZ</p>
<p>Head of Academy: Elaine Jubb Willoughby Road Primary Academy Willoughby Road Scunthorpe DN17 2NF</p>	<p>Associate Executive Principal: Ruth Beckett Willows Academy Queensway Grimsby DN37 9AT</p>
<p>Head of Academy: Stuart Wynn Willow Green Academy Hampden Close Ferrybridge WF11 8PT</p>	<p>Principal: Sharon Hatton Worlaby Academy Low Road Worlaby Brigg DN20 0NA</p>
<p>Principal: Carol Walker Wybers Wood Academy Timberley Grimsby DN37 9QZ</p>	

**DELTA ACADEMIES TRUST
REFERENCE AND ADMINISTRATIVE DETAIL**

**Registered Office
and Head Office**

Delta Academies Trust
Education House
Spawd Bone Lane
Knottingley
WF11 0EP

Company Registration Number

7386086 (England and Wales)

Auditors

KPMG UK
1 Sovereign Square
Sovereign Street
Leeds
LS1 4DA

Bankers

The Royal Bank of Scotland
2nd Floor
PO Box 4862
5 Church Street
Sheffield
S2 9EQ

Solicitors

Ward Hadaway
1A Tower Square
Wellington Street
Leeds
LS1 4DL

DELTA ACADEMIES TRUST

REPORT OF THE DIRECTORS AND THE STRATEGIC REPORT For the Year Ended 31 August 2017

The directors present their annual report together with the financial statements and auditor's report of the charitable company for the year ended 31 August 2017.

Structure, Governance and Management

Constitution

Delta Academies Trust (the Trust), formerly known as School Partnership Trust Academies was incorporated on the 23 September 2010. It is a company limited by guarantee with no share capital (registration no. 07386086) and is an exempt charity under the Academies Act 2010. The charitable company's memorandum and articles of association dated 11 October 2010, are the primary governing documents of the Trust. On the 30 September 2016 the directors decided to change the name of the organisation from School Partnership Trust Academies to Delta Academies Trust.

Directors of the charitable company are nominated by either the Secretary of State for Education or by the members. Directors are volunteers drawn from both the public and private sectors. The Trust is a single-trust multi-academy sponsor, with a clear geographical context, mainly in the Yorkshire and Humber region. It acts as one employer across all the academies which it sponsors.

Members' liability

Each member of the charitable company undertakes to contribute to the assets of the company in the event of it being wound up while he/she is a member, or within one year after he/she ceases to be a member, such amount as may be required, not exceeding £10, for the debts and liabilities contracted before he/she ceases to be a member.

Trustees Indemnities

In accordance with normal commercial practice Delta Academies Trust has purchased insurance to protect Directors/Trustees and Officers from claims arising from negligent acts, errors or omissions occurring whilst on Trust business. The insurance provides cover up to £1,000,000 on any one claim.

Governance

The Members have an overview of the governance arrangements of the Trust and the power to appoint and remove directors. The directors of the charitable company are directors for the purposes of the Companies Act 2006 and trustees for the purposes of charity legislation.

The members and directors, who were in office at 31 August 2017 and up to the date of signature of the financial statements and served throughout the year, are listed on page 3.

Board members act collectively and they do not have individual executive authority, with the exception of the Chief Executive Officer (CEO). The Board has delegated to the CEO all responsibility for the day-to-day management of the company. Where a matter is not specifically reserved to the Board, the CEO has authority to act. During the year under review the Board of Directors (BoD) held 5 meetings.

Sub-committees of the BoD include the Education Committee, Audit and Risk Committee, Finance and Capital Committee and the Remuneration Committee. Terms of Reference were reviewed and updated in relation to all committees. The Audit and Risk Committee met twice during the year, with the Finance and Capital Committee meeting three times. In the autumn term business of the Audit and Risk Committee was discussed at the Full Board of Directors meeting in December 2016. The Remuneration Committee meets annually and comprises of at least three board members. Each committee will present the minutes of its meetings to the BoD as soon as possible after each committee meeting. The committees will make recommendations to the BoD as they consider appropriate.

DELTA ACADEMIES TRUST

REPORT OF THE DIRECTORS AND THE STRATEGIC REPORT For the Year Ended 31 August 2017

Structure, Governance and Management (continued)

The Trust has reviewed the governance structures during the year with a view to recruiting additional members and directors. This has been achieved and the BoD now includes the skill sets identified in prior periods which has helped to strengthen the full BoD membership.

Each individual Academy within the group has a local committee, an Education Advisory Body (EAB), which is also a sub-committee of the main Delta Academies Trust Board. The EAB plays a key role in the life of each Academy and provides a link to the community they serve. Our model of governance delegates procedural and statutory powers in relation to the operation of each academy to the Academy Principal, with the EAB providing scrutiny, this is shared through a published handbook and scheme of delegation.

The EAB is responsible for overseeing the broad academy objectives for their own locality – working with the Academy Senior Leadership Team (SLT) to improve the whole life of the academy and its impact on its community.

The EAB at each academy met, as a minimum, at least once each term with an additional meeting at the start of the academic year.

The training and induction provided to new Directors and EAB members will depend on their existing experience, where necessary induction will provide training on charity, educational, legal and financial matters. All new EAB members will also be given a tour of the Academy and the chance to meet with staff and students. All Directors and EAB members are provided with copies of policies. As there are normally only two or three new EAB members a year, induction tends to be done informally and is tailored specifically to the individual. Delta Academies Trust also has a Continual Professional Development (CPD) programme and online resources and a training tool which can be accessed by all EAB members.

The structure of the Education Advisory Bodies, are detailed within the Governance Handbook, of which all academies have a copy. There is also a published guidance framework for EAB assurance activities.

The BoD have recently consulted and reviewed the Terms of Reference of the EAB and following the outcome of the consultation local governance will be referred to as Academy Advisory Bodies (AAB) with a focus on local scrutiny, to better inform the BoD of any risk that may be identified at a local level.

Organisational Structure

Delta Academies Trust included 44 academies within the year ending 31 August 2017, of which one transferred out at 31 December 2016. These are as follows:

Name	Date joined	Type
Garforth Academy	1 st November 2010	Secondary
Green Lane Primary Academy	1 st November 2010	Primary
Rossington All Saints Academy	26 th April 2011	Secondary
Ash Hill Academy	1 st September 2011	Secondary
Don Valley Academy and Performing Arts College	1 st September 2011	Secondary
Grange Lane Infant Academy	1 st September 2011	Infant
John Whitgift Academy	1 st September 2011	Secondary
Pheasant Bank Academy	1 st September 2011	Junior
Serlby Park Academy	1 st September 2011	3 - 19
The Vale Academy	1 st September 2011	Secondary
Rowena Academy	1 st November 2011	Infant
De Warenne Academy	1 st December 2011	Secondary
Crookesbroom Primary Academy	1 st April 2012	Primary

DELTA ACADEMIES TRUST

REPORT OF THE DIRECTORS AND THE STRATEGIC REPORT For the Year Ended 31 August 2017

Structure, Governance and Management (continued)

<i>Name</i>	<i>Date joined</i>	<i>Type</i>
De Lacy Academy	1 st April 2012	Secondary
Hatfield Woodhouse Primary School	1 st April 2012	Primary
Highfields Primary Academy	1 st April 2012	Primary
Hull Trinity House Academy	1 st April 2012	Secondary
Vale Primary Academy	1 st July 2012	Primary
Weelsby Academy	1 st July 2012	Primary
Simpson's Lane Academy	1 st August 2012	Primary
Willow Green Academy	1 st August 2012	Primary
Worlaby Academy	1 st August 2012	Primary
Park View Primary Academy	1 st September 2012	Primary
Strand Primary Academy	1 st October 2012	Primary
Macaulay Primary Academy	1 st November 2012	Primary
Kingston Park Academy	1 st December 2012	Primary
Whetley Academy	1 st December 2012	Primary
Wybers Wood Academy	1 st December 2012	Primary
Melior Community Academy	1 st January 2013	Secondary
Willows Academy	1 st May 2013	Primary
East Garforth Primary Academy	1 st September 2013	Primary
Manor Croft Academy	1 st September 2013	Secondary
The Grove Academy	1 st September 2013	Alternative Provision
Mersey Primary Academy	1 st October 2013	Primary
Craven Primary Academy	1 st November 2013	Primary
England Lane Academy	1 st December 2013	Primary
The Parks Academy	1 st December 2013	Primary
Estcourt Primary Academy	1 st April 2014	Primary
Willoughby Road Primary Academy	1 st April 2014	Primary
Ingleby Manor Free School and 6 th Form	1 st September 2014	Secondary
St Wilfrid's Academy	1 st September 2014	Alternative Provision
The Elland Academy	1 st September 2014	Alternative Provision
The South Leeds Academy	1 st September 2015	Secondary

On the 22 August 2014 a new Master Funding Agreement (MFA) was signed and sealed by the Secretary of State for Education, this superseded all previous MFA's. The new MFA included a Deed of Variation and updated Supplementary Funding Agreements (SFA) for every academy.

Deeds of Variation have since also been entered into in relation to amending the pupil capacity within the Supplementary Agreements as detailed below.

The Vale Academy	Deed of Variation dated 14 th August 2015
Green Lane Primary Academy	Deed of Variation dated 29 th September 2015
Simpson's Lane Academy	Deed of Variation dated 31 st March 2016
Grange Lane Infant Academy	Deed of Variation dated 24 th August 2016

As at 1 September 2016 Queen Elizabeth's Academy and Wainwright Primary Academy transferred out of Delta Academies Trust to Diverse Academies Trust and on the 1 January 2017 Leamington Primary and Nursery Academy transferred to Flying High Trust. Details of these transfers are within note 30 to the accounts.

The Board of Directors (BoD) sets out the Trust's group strategy and operational policy in key areas which are then applied within and across all the academies through the organisational framework and schemes of delegation.

DELTA ACADEMIES TRUST

REPORT OF THE DIRECTORS AND THE STRATEGIC REPORT For the Year Ended 31 August 2017

Structure, Governance and Management (continued)

The Chief Executive Officer (CEO) is a member of the BoD and is also the Accounting Officer for Delta Academies Trust.

The Accounting Officer, on behalf of the BoD, takes personal responsibility for assuring compliance with the Academies Financial Handbook (AFH), the Master Funding Agreement (MFA) and all relevant aspects of company and charitable law. The CEO, with support from his Executive Leadership Team (ELT) - have delegated responsibility under the BoD guidance, for the overall organisation, management and staffing of the organisation and for its procedures in financial and other matters, including conduct and discipline. The CEO and ELT provide overall leadership of the Core Team (CT).

Delta Academies Trust supports its academies through the CT, which has two functions: Academy Performance and Support Services. Each Academy contributes a proportion of its income to fund these core services. A percentage was set at 3.9% for the period ended 31 August 2017 (2016 - 3.9%) and this will be reviewed annually by the Board of Directors (BoD).

The CT monitors and supports the work of academies to help ensure consistent practice across the group. It has wide-ranging responsibilities across all its academies for assuring and ensuring educational improvement and for providing key business services as agreed by the BoD, especially in the areas of Finance, HR and Recruitment, Facilities and ICT.

The CEO or his representative will report as appropriate to each EAB at times throughout the academy year. These reports will complement and enhance reports from the academy and provide information on the progress of the local institution and the actions of the CT. The school and academy principals will contribute to this reporting process.

All members of the CT are ultimately accountable to the CEO and ELT. These senior staff who quality assure the work of the CT, are responsible for the recruitment of staff and ensuring adequate training of CT members and are accountable for this to the Board of Directors. The CT will support and inform the production of Academies' Development Plans. The CT's own Development Plan will reflect the priorities of the group members and be reviewed and adjusted annually against improvement priorities set by Delta Academies Trust and the EAB's. The CEO and his representatives actively participate in local governance.

The ELT, in addition to the CEO includes Secondary and Primary Directors of Education, Secondary Executive Principal, Director of Finance and Chief Compliance Officer. The Directors of Education and Executive Principal's work across the academies, together with other members of the CT, to support and inform the production of the Academies Improvement Plan and quality assure and monitor student achievement and progress, providing challenge to Academy senior leaders.

Core Team members will advise the EAB on Finance, Human Resources Management and Capital Work Provision (including Health and Safety). The advice received from the CT is provided on behalf of the BoD and is consequently binding. The EAB must consult with CT before making any decisions that may affect the agreed levels of delegation as set out within the Trust's Governance Handbook and the EAB's must report to CT actions taken within the scope of that delegation.

The Scheme of Delegation also specifies the level of financial control and delegation between the centre and member academies. The Trust will set out the arrangements for assuring financial compliance through internal and external audit processes.

DELTA ACADEMIES TRUST

REPORT OF THE DIRECTORS AND THE STRATEGIC REPORT For the Year Ended 31 August 2017

Structure, Governance and Management (continued)

The SLT at each academy differs depending on need and could include: Executive Principal, Principal, Head of Academy, Vice Principal and Assistant Principals and or Associate Roles. These managers control the Academy at a local level implementing the policies laid down by the Board of Directors, the ELT and the EAB and reporting back to them. As a group the Senior Leadership Team are responsible for the authorisation of spending within agreed budgets. Some spending control is devolved to members of the Middle Management Team, but all expenditure is countersigned by SLT or at certain levels the Core Finance Team and Delta Academies Trust Director of Finance.

Key Management Personnel

The Executive Leadership team (ELT) referred to on page 3 are also classed as key management personnel for the purposes of reporting under FRS102. The salary scales of the CEO and the Directors of Education and Executive Principals are set with reference to the School Teachers Pay and Conditions document and guidance published by the Department for Education (DfE), by the directors.

The Director of Finance and Chief Compliance Officer are paid on a leadership pay scale, the salary range assigned to each post was agreed taking into account the overall responsibilities and duties of each role and was benchmarked against organisations of a similar size.

The directors receive recommendations for the salary ranges for ELT from the CEO.

Connected Organisations and Related Party Transactions

Delta Academies Trust has a trading subsidiary Delta Academies Services Limited details relating to the subsidiary are disclosed within note 29.

One of the directors of Delta Academies Trust is also a director of Delta Academies Charitable Trust, which is a charitable organisation that fund raises and offers grants to students from our academies.

Objectives and Activities

We consider the following outline of our aims, objectives, strategies and activities as demonstrating our commitment to the provision for public benefit.

The principal object and activity of the charitable company is the operation of Delta Academies Trust, to advance, for the public benefit in the United Kingdom, in particular but without prejudice to the generality of the foregoing by, establishing, maintaining, carrying on, managing and developing schools ('the Academies') offering a broad and balanced curriculum.

In accordance with the Articles of Association the charitable company has adopted a Funding Agreement approved by the Secretary of State for Education. The Funding Agreement specifies, amongst other things, the basis for admitting students to each Academy, the catchment area from which the students are drawn, and that the curriculum should comply with the substance of the national curriculum and their practical applications.

DELTA ACADEMIES TRUST

REPORT OF THE DIRECTORS AND THE STRATEGIC REPORT For the Year Ended 31 August 2017

Objectives and Activities (continued)

Objects and Aims

Vision

Our vision is based on the values and the principles of Delta Academies Trust. The vision is about '**Changing lives**' and relates directly to the Trust Mission Statement.

'To improve educational outcomes for communities in the North of England, creating a sustainable organisation that improves our society and the wider environment.'

There are seven strategies and seven core values to help deliver the Trust vision. These are

Strategies

1. To ensure high quality sustained performance and educational outcomes for all Delta academies.
2. To operate a financially sustainable organisation, characterised by high value for money.
3. To collaborate with others to establish a Northern Alliance of powerful Multi Academy Trusts and other stake holders that will transform educational outcomes in the North of England.
4. To develop high quality education leadership to enhance the capacity to drive improvement.
5. Train and develop high quality teachers and staff.
6. To create a generation of young people who are socially and environmentally responsible.
7. To ensure that young people are confident, employable and have the knowledge and skills to challenge received wisdom.

Core Values

We will:

1. Place children and students at the heart of everything we do.
2. Place collaboration before competition, working with others for the betterment of all.
3. Develop and support professionals in our own and other academies and schools to establish practice that improves lives.
4. Ensure that all children make good progress irrespective of their starting point and those young people facing disadvantage are lifted from educational poverty.
5. Never do anything to the detriment of learners, staff, or other stakeholders, in a neighbouring community.
6. Adhere to the 'Seven Principles of Public Life'.
7. Promote environmental awareness and protection locally, nationally and globally.

DELTA ACADEMIES TRUST

REPORT OF THE DIRECTORS AND THE STRATEGIC REPORT For the Year Ended 31 August 2017

Objectives and Activities (continued)

Objects and Aims (continued)

The Board of Directors has set out Goals/Objectives for the Trust in July 2017. These can be summarised as follows:

- Ensure that outcomes in all Delta academies are above those for all similar groups of learners, from similar starting points nationally.
- Ensure that each academy is financially sustainable and that the 'core' service operates in a financially efficient and effective way.
- Establish with Ministers, the National Schools Commissioner, Regional Schools Commissioner, and others, support for the concept of the Northern Alliance.
- Ensure that current leaders have the knowledge and understanding to lead their Trust and that there is sufficient capacity within the system to secure effective succession planning.
- Establish a range of alternative pathways to encourage entry into the teaching profession, especially targeting and supporting in shortage subjects or located in geographically hard to recruit areas.
- Establish what the Delta curriculum means to stakeholders.
- Establish a range of experiences that ensure students confidence and employability.

The Trust is committed to outstanding educational provision for pupils, students and the local community. We seek to support lifelong learning and provide excellence in teaching through the encouragement of high expectations.

Public benefit

We have referred to the public benefit guidance contained in the Charity Commission general guidance when reviewing the Academy's aims and objectives and in planning future activities and we consider the outline contained within this report, of our aims, objectives, strategies and activities as demonstrating our commitment to the provision of public benefit.

Employee involvement

Delta Academies Trust encourages the involvement of its employees in its management through regular meetings. It is the responsibility of the Executive Leadership Team (ELT) to disseminate information of a particular concern to employees, (including financial and economic factors affecting performance of the Trust) and for receiving their views in important matters of policy.

Equal opportunities and employment of disabled persons

Delta Academies Trust is committed to ensuring equality of opportunity for all who learn and work here. We respect and value positively differences in race, gender, sexual orientation, ability, class and age. We strive vigorously to remove barriers which place people at a disadvantage and we will actively promote inclusion. This policy will be resourced, implemented and monitored on a planned basis.

The Trust's Equality and Diversity Policy is publicly available.

DELTA ACADEMIES TRUST
REPORT OF THE DIRECTORS AND THE STRATEGIC REPORT
For the Year Ended 31 August 2017

Equal opportunities and employment of disabled persons (continued)

The academies consider all applications from disabled persons, bearing in mind the aptitudes of the individuals concerned. Where an existing employee becomes disabled, every effort is made to ensure that employment with the Trust continues. Delta Academies Trust's policy is to provide training, career development and opportunities for promotion, which are, as far as possible, identical to those for other employees. An equalities policy is published each year and monitored by CT managers and EAB members.

Disability statement

The academies seek to achieve the objectives set down in the Equality Act 2010.

- Each academy has appointed a responsible person, who provides information, advice and arranges support where necessary for students with disabilities.
- The admissions policy for all students is described in each academy's supplementary funding agreement. Appeals against a decision not to offer a place are dealt with under the admissions policy and with reference to the national guidelines. The policies are reviewed annually by the EAB.
- Delta Academies Trust, together with each academy has made a significant investment in the appointment of specialist teachers to support students with learning difficulties and/or disabilities. There are a number of student support assistants who can provide a variety of support for learning. There is a continuing programme of staff development to ensure the provision of a high level of appropriate support for students who have learning difficulties and/or disabilities.
- Provision for special education needs is available within each academy.
- Counselling and welfare services are described in each academy's Student Planner, which is issued to students.

Modern Slavery Act 2015 Statement

The Trust has reviewed its existing policies and procedures in light of the Modern Slavery Act 2015 and we are confident that our policies promote good behaviour among our colleagues at work and within our Trust. Our policies and procedures are kept under review to make sure that they reflect the changing needs of the Trust and of the staff, students/pupils and the communities it serves.

Among the policies in the Trust, that we consider give us strength in avoiding modern slavery or human trafficking under the Act are:

- Code of Conduct & Confidentiality;
- Equality & Diversity Policy;
- Fraud Policy;
- Gifts, Hospitality & Related Party Policy;
- Safer Recruitment Policy;
- Whistleblowing Policy.

The whistleblowing policy has been amended to draw attention to the risk of modern slavery or human trafficking and to stress that a report of concern in relation to those matters can be made under the protection of the whistleblowing policy.

This statement can be provided on request and has been approved by the Trust Board of Directors and is made pursuant to section 54(1) of the Modern Slavery Act 2015.

DELTA ACADEMIES TRUST
REPORT OF THE DIRECTORS AND THE STRATEGIC REPORT
For the Year Ended 31 August 2017

STRATEGIC REPORT

Achievements and Performance

The Trust recognises the important role that Ofsted plays in monitoring standards, including in the school system. The profile of our academies continues to show improvements against the rigour of the new Ofsted Framework and their focus on achievement.

Primary Academies:

From the inspection of all primary academies in the academic year the following would be key points to note:

- There are now 22 (2015/16 -16) academies that are 'good' or better which equates to 85% (2015/16 - 64%) of the Trust primary academies;
- Of the 6 primary academies that have been inspected in this year;
 - 1 academy moved from 'Special Measures' to 'Outstanding' (Craven Primary Academy)
 - 1 academy maintained its 'Good' judgement (Estcourt Primary Academy)
 - 1 academy moved from 'Special Measures' to 'Good' (The Parks Primary Academy)
 - 2 academies moved from 'Special Measures' to 'Requires Improvement' (England Lane Academy and Willoughby Road Primary Academy)
 - 1 academy moved from 'Requires Improvement' to inadequate with serious weaknesses (Pheasant Bank Academy)
- The above represents a profile where 96% (2016 - 80%) of the primary academies inspected have either sustained their 'Outstanding/Good' Judgement, or improved their Ofsted category whilst sponsored by the Trust.
- Pheasant Bank Academy has made progress since the last Ofsted and the results for 2017 were significantly improved and above National. Monitoring visits have taken place and the academy and progress has been noted and monitoring visits are no longer required.

Secondary Academies:

From the inspection of all secondary academies to date the following would be key points to note:

- 14 secondary academies within the group have been inspected whilst sponsored by Delta Academies Trust.
- Of the 5 secondary academies inspected in this year;
 - 1 academy retained its 'Good' judgment (Rossington All Saints Academy)
 - Ingleby Manor Free School had its first Ofsted since opening and received a 'Good' judgement.
 - 1 academy moved from its 'Requires Improvement' to 'Good' (De Lacy Academy)
 - 2 academies moved from 'Special Measures' to 'Requires Improvement' (Don Valley Academy and Melior Community Academy)
 - 1 academy moved from 'Requires Improvement' to inadequate with serious weaknesses (South Leeds Academy)

Following the year end Manor Croft Academy has been inspected and moved from 'Requires Improvement' to 'Good' and the Vale Academy has maintained its 'Good' Judgement. There are currently 8 academies (2015/16 – 6) that are 'good' or better which equates to 57% (2015/16 - 38%).

DELTA ACADEMIES TRUST

REPORT OF THE DIRECTORS AND THE STRATEGIC REPORT For the Year Ended 31 August 2017

STRATEGIC REPORT (continued)

Achievements and Performance (continued)

Alternative Academies

St Wilfrid's Academy and The Elland Academy both had their first inspections since opening. St Wilfrid's Academy was judged as 'Requires Improvement' with The Elland Academy being judged 'Good' with outstanding for Leadership.

The trust had undertaken a root and branch reform and restructure of its school improvement systems and practice in the last academic year 2015/2016 and this have been embedded further throughout this academic year. These changes have had a significant impact on secondary and primary academy performance in 2016/17.

Results 2016/17

Primary Academies

Pupils are expected to reach a new 'Age related' standard which is achieved through tests that are administered at key stage 2 and tests and teacher assessment at key stage 1. The assessment of Writing continues to be made through an evidence base of Teacher assessment.

In 2016 the combined measure nationally increased to 61% (2016- 53%). The floor measure for attainment remains at 65% for combined and floor standards for Reading Writing and Maths at -5, -7 and -5 respectively.

Within the Trust just two academies were below floor Strand Primary Academy and Weelsby. Both academies have seen significant changes in the leadership of the academies since the 2016/17 outcomes, with additional capacity being deployed to the academies. Strand Primary Academy recently had an Ofsted Monitoring visit and it was noted the academy, based on predictions for 2017/18 was already making progress.

The Trust achievements at Key stage 2 need to be considered in context, as the Trust has twice the National average of disadvantaged pupils on roll.

14 academies were on or above National for the combined measure, compared to only 6 in 2016.

The most significant issue for achievement at Key stage 1 and 2 was reading and this still remains a priority for 2017/18. However, the increase across the Trust academies in reading in 2016/17 was 18% compared to a national increase of 8%. We have 2 academies (Craven Primary Academy and Willows Academy) in the top 5% nationally and 4 academies in the top 25%.

Maths saw an increase of 20% compared to an increase nationally of 1%. Maths across the Trust is now only 1% off national at 74%. We now have 2 academies in the top 5% of schools nationally (Craven Primary Academy and Estcourt Primary Academy) and 9 academies in the top 25%.

Writing increased by 17% compared to 2% nationally. Writing across the Trust is now 2% above national. We have 4 academies in the top 5% nationally (Craven Primary Academy, Estcourt Primary Academy, Worlaby Academy and Wybers Wood Primary Academy) and 7 academies within the top 25%. Eighteen of our academies were above the national average for progress in writing.

The two Infant academies Rowena Academy and Grange Lane Academy also saw record results in 2016/17.

DELTA ACADEMIES TRUST
REPORT OF THE DIRECTORS AND THE STRATEGIC REPORT
For the Year Ended 31 August 2017

Results 2016/17

Secondary Academies

In 2016 two of the Trust's secondary academies were below the national floor standard for progress. In 2017 this has reduced to just one academy. The 2017 results at key stage 4 (GCSE) show significant improvements with a 3-year trend improvement for Attainment 8 which now as a Trust is above national.

Garforth Academy –Basics 4+ (English and Maths) 76% an increase on the previous year and A level results A* to B also significantly improved from 47% in 2016 to a staggering 57% in 2017. This was achieved with an Average Point Score on entry on less than National.

The academies which did not make floor were as follows:

- South Leeds Academy – this academy is on an improving trend with Progress 8 at -0.59 for 2017, this has increased from 2015 progress 8 score of -1.1 and 2016 score of -0.69, but this academy still remains below the national floor measure. The Trust are working closely with another Multi Academy Trust in 2017/18 and with the additional capacity this brings are hopeful that the improving trend will continue. However, South Leeds academy is within the top 20% of most improved schools nationally.

Notable changes for 2017 outcomes:

- Ash Hill Academy – Average point score (APS) on entry is 0.8 below national. The academy saw positive improvement across all subjects with significant increases in History 46%, Geography 23% French 27%. The Basics 4 + (Maths and English) increased from 39% to 47% increase of 8%. Ash Hill Academy is within the top 20% of most improved schools nationally.
- John Whitgift Academy - Average point score (APS) on entry is 1.0 below national. Progress measures increased from 0.22 in 2016 to 0.68. The Basics 4 + (Maths and English) increased from 39% to 60% an increase of 21%, with the Maths results increasing by 33%. The academy also achieved an increase in Core Science by 43% on 2016 results.
- Manor Croft Academy - Average point score (APS) on entry is 0.8 below national. Progress measures increased from - 0.22 in 2016 to + 0.33 in 2017. The Basics 4 + (Maths and English) increased from 40% to 68% a significant increase of 28%, Basics 5+ (Maths and English) were at 48%. These were the best results in the school's history and Manor Croft Academy is one of the top 5% most improved schools nationally.
- Melior Community Academy - Average point score (APS) on entry is 2.2 below national. Progress measures increased from -0.21 in 2016 to 0.29 in 2017. The Basics 4 + (Maths and English) increased from 48% to 60% increase of 12%.
- The Alternative Provisions of St Wilfrid's Academy and The Elland Academy achievements exceed national. This is credited to high expectations and students being entered and passing a high number of qualification.

DELTA ACADEMIES TRUST

**REPORT OF THE DIRECTORS AND THE STRATEGIC REPORT
For the Year Ended 31 August 2017**

Achievements and Performance (continued)

The achievements and performance of each academy are shown below:

Primaries

	Green Lane Primary Academy	Grange Lane Infant Academy	Pheasant Bank Academy	Serlby Park Academy (Primary)	Rowena Academy	Crookes-broom Primary Academy	Hatfield Woodhouse Primary School	Highfields Primary Academy	Vale Primary Academy	Weelsby Academy
Date Joined	1 Nov 2010	1 Sept 2011	1 Sept 2011	1 Sept 2011	1 Nov 2011	1 Apr 2012	1 Apr 2012	1 Apr 2012	1 Jul 2012	1 Jul 2012
KS1 Results	2017 (2016)	2017 (2016)	2017 (2016)	2017 (2016)	2017 (2016)	2017 (2016)	2017 (2016)	2017 (2016)	2017 (2016)	2017 (2016)
% Age Related - Reading	72% (61%)	73% (58%)	N/A	74% (74%)	86% (85%)	72% (79%)	83% (87%)	60% (50%)	63% (75%)	30% (65%)
% Age Related - Writing	58% (33%)	71% (54%)	N/A	77% (74%)	84% (74%)	69% (75%)	83% (80%)	55% (43%)	60% (71%)	43% (64%)
% Age Related - Maths	70% (56%)	80% (54%)	N/A	75% (77%)	90% (73%)	76% (79%)	87% (87%)	65% (43%)	60% (71%)	34% (67%)
KS2 Results										
% Age Related - Reading, Writing and Maths combined	64% (42%)	N/A	56% (30%)	43% (33%)	N/A	81% (76%)	75% (74%)	42% (21%)	60% (52%)	13% (24%)
Levels of progress										
% Age Related - Reading	-1.0 (3.2)	N/A	-3.9 (-7.6)	-3.4 (-2.2)	N/A	3.8 (4.2)	4.0 (3.6)	-5.8 (-0.9)	-2.2 (-0.1)	-5.2 (-3.2)
% Age Related - Writing	-1.2 (-5.9)	N/A	-1.9 (-4.3)	0.8 (3.5)	N/A	0.2 (1.6)	1.1 (2.1)	0.4 (-6.2)	-1.4 (2.6)	-2.5 (-4.2)
% Age Related - Maths	0.4 (0.5)	N/A	-2.1 (-5.1)	-1.5 (-3.2)	N/A	3.0 (4.5)	1.0 (1.1)	-1.2 (-3.8)	-1.7 (-2.3)	-5.5 (-1.8)
Attendance										
Whole School	97%(97%)	94%(94%)	95%(94%)	94%(95%)	96%(96%)	96%(96%)	95%(95%)	95%(92%)	96%(96%)	93%(95%)

DELTA ACADEMIES TRUST

**REPORT OF THE DIRECTORS AND THE STRATEGIC REPORT
For the Year Ended 31 August 2017**

Achievements and Performance (continued)

Primaries (continued)

	Simpsons Lane Academy	Willow Green Academy	Worlaby Academy	Park View Primary Academy	Strand Primary Academy	Macaulay Primary Academy	Kingston Park Academy	Whetley Academy	Wybers Wood Academy	Willows Academy
Date Joined	1 Aug 2012	1 Aug 2012	1 Aug 2012	1 Sept 2012	1 Oct 2012	1 Nov 2012	1 Dec 2012	1 Dec 2012	1 Dec 2012	1 May 2013
KS1 Results	2017 (2016)	2017 (2016)	2017 (2016)	2017 (2016)	2017 (2016)	2017 (2016)	2017 (2016)	2017 (2016)	2017 (2016)	2017 (2016)
% Age Related - Reading	61% (59%)	83% (79%)	67% (71%)	60% (57%)	63% (35%)	74% (68%)	81% (78%)	51% (46%)	80% (63%)	65% (50%)
% Age Related - Writing	45% (44%)	79% (71%)	67% (71%)	57% (47%)	63% (14%)	72% (71%)	75% (78%)	52% (49%)	80% (61%)	65% (50%)
% Age Related - Maths	64% (62%)	79% (75%)	67% (86%)	57% (53%)	68% (36%)	79% (73%)	78% (83%)	64% (62%)	82% (65%)	61% (50%)
KS2 Results										
% Age Related - Reading, Writing and Maths combined	67% (46%)	65% (48%)	78% (43%)	30% (41%)	16% (11%)	43% (37%)	56% (50%)	38% (29%)	70% (52%)	58% (27%)
Levels of progress										
% Age Related - Reading	-0.9 (-2.0)	-0.3 (-1.4)	-1.7 (-2.6)	-3.3 (1.1)	-9.0 (2.4)	-3.3 (-3.3)	-0.1 (2.9)	-4.0 (-2.7)	-2.4 (-2.3)	4.8 (-1.8)
% Age Related - Writing	-0.9 (-1.0)	2.7 (0.3)	0.8 (2.8)	-1.5 (2.2)	-3.9 (5.6)	0.4 (-0.3)	2.1 (4.9)	0.9 (0.9)	4.9 (1.4)	6.1 (1.5)
% Age Related - Maths	2.4 (-0.4)	-0.5 (1.8)	-2.7 (-1.8)	-3.0 (2.2)	-4.1 (0.5)	-2.6 (1.9)	1.3 (5.9)	-0.4 (0.2)	3.5 (-0.5)	2.9 (1.4)
Attendance										
Whole School	95% (95%)	96% (95%)	96% (97%)	96% (96%)	95% (93%)	95% (95%)	96% (95%)	96% (96%)	97% (97%)	96% (96%)

DELTA ACADEMIES TRUST

**REPORT OF THE DIRECTORS AND THE STRATEGIC REPORT
For the Year Ended 31 August 2017**

Achievements and Performance (continued)

Primaries (continued)

	East Garforth Primary Academy	Mersey Primary Academy	Craven Primary Academy	England Lane Academy	The Parks Academy	Estcourt Primary Academy	Willoughby Road Primary Academy
Date Joined	1 Sept 2013	1 Oct 2013	1 Nov 2013	1 Dec 2013	1 Dec 2013	1 April 2014	1 April 2014
KS1 Results	2017 (2016)	2017 (2016)	2017 (2016)	2017 (2016)	2017 (2016)	2017 (2016)	2017 (2016)
% Age Related - Reading	79% (68%)	79% (80%)	77% (75%)	63% (58%)	57% (63%)	74% (73%)	69% (64%)
% Age Related - Writing	63% (44%)	75% (80%)	77% (71%)	57% (50%)	57% (56%)	74% (73%)	57% (55%)
% Age Related - Maths	74% (65%)	82% (80%)	73% (79%)	70% (73%)	59% (65%)	74% (75%)	71% (59%)
KS2 Results							
% Age Related - Reading, Writing and Maths combined	65% (60%)	62% (53%)	77% (79%)	50% (25%)	63% (60%)	79% (62%)	37% (15%)
Levels of Progress							
% Age Related - Reading	0.4 (1.4)	-1.3 (-0.3)	2.6 (2.9)	-2.8 (-3.0)	-0.6 (2.3)	6.3 (1.1)	-2.8 (-4.8)
% Age Related - Writing	0.5 (0.5)	0.7 (0.7)	5.7 (4.9)	1.1 (1.8)	2.8 (1.8)	5.4 (2.1)	0.7 (0.1)
% Age Related - Maths	0.4 (1.5)	0.7 (1.7)	6.5 (5.9)	-0.3 (-1.7)	2.6 (1.6)	5.4 (3.7)	0.4 (-3.3)
Attendance							
Whole School	96% (96%)	96% (96%)	95% (95%)	94% (94%)	95% (96%)	96% (95%)	96% (95%)

DELTA ACADEMIES TRUST

**REPORT OF THE DIRECTORS AND THE STRATEGIC REPORT
For the Year Ended 31 August 2017**

Achievements and Performance (continued)

Secondaries

	Garforth Academy 1 Nov 2010 2017 (2016)	Rossington All Saints Academy 26 Apr 2011 2017 (2016)	Ash Hill Academy 1 Sept 2011 2017 (2016)	Don Valley Academy 1 Sept 2011 2017 (2016)	Serlby Park Academy (Secondary) 1 Sept 2011 2017 (2016)	John Whitgift Academy 1 Sept 2011 2017 (2016)	The Vale Academy 1 Sept 2011 2017 (2016)
GCSE Results							
Basics – English and Maths 4 + (A* - C)	76%(73%)	59%(64%)	47%(39%)	56% (58%)	59%(69%)	60%(39%)	67%(72%)
English Lang/Lit 4 +(A* - C)	83% (82%)	77% (73%)	62% (57%)	69% (66%)	63% (82%)	66% (63%)	86% (87%)
Maths 4 +(A* - C)	83% (78%)	68% (73%)	56% (46%)	65% (62%)	75% (66%)	75% (42%)	68% (76%)
% English Baccalaureate	29%(29%)	19%(29%)	6% (6%)	9%(17%)	20%(30%)	2%(8%)	15%(18%)
Progress 8	0.65(0.26)	0.77 (0.39)	-0.33(-0.68)	-0.06 (-0.12)	0.22 (-0.07)	0.22 (0.06)	0.14 (-0.03)
A2 Results							
% A - B Passes	57%(47%)	11%(28%)	5%(15%)	22%(24%)	36% (13%)	N/A	24%(24%)
% A* - E Passes	100%(100%)	100%(100%)	100%(100%)	93%(97%)	98%(100%)	N/A	95%(95%)
Academic APS per entry	33.56 (30.81)	22.50 (24.94)	20.59 (16.00)	23.75 (21.87)	30.19 (20.43)	N/A	29.54 (22.24)
Attendance							
Whole school	96%(96%)	95%(95%)	92%(94%)	92%(85%)	94%(95%)	94%(94%)	95%(95%)

DELTA ACADEMIES TRUST

**REPORT OF THE DIRECTORS AND THE STRATEGIC REPORT
For the Year Ended 31 August 2017**

Achievements and Performance (continued)

Secondaries (continued)

	De Warenne Academy	De Lacy Academy	Hull Trinity House Academy	Mellor Community Academy	Manor Croft Academy	The South Leeds Academy
Date Joined	1 Dec 2011 2017 (2016)	1 Apr 2012 2017 (2016)	1 Apr 2012 2017 (2016)	1 January 2013 2017 (2016)	1 September 2013 2017 (2016)	1 Sept 2015 2017 (2016)
GCSE Results						
Basics – English and Maths 4 + (A* - C)	53%(61%)	52%(59%)	55%(67%)	60%(48%)	68%(40%)	40% (27%)
English Lang/Lit 4 +(A* - C)	65% (67%)	67% (61%)	60% (81%)	75% (60%)	84% (66%)	54% (42%)
Maths 4 +(A* - C)	66% (69%)	61% (66%)	69% (73%)	65% (57%)	69% (42%)	51% (38%)
% English Baccalaureate	10% (13%)	13% (21%)	13% (23%)	3% (7%)	17% (8%)	4% (7%)
Progress 8	0.00 (-0.05)	0.33 (0.29)	-0.10 (0.06)	0.29 (-0.21)	0.33 (-0.22)	-0.56 (-0.69)
A2 Results						
% A* - B Passes	38% (41%)	N/A (0%)	N/A	N/A	N/A	45% (0%)
% A* - E Passes	100% (100%)	N/A (100%)	N/A	N/A	N/A	91% (95%)
Academic APS per entry	30.25 (32.35)	N/A	N/A	N/A	N/A	25.95 (22.49)
Attendance						
Whole School	93% (95%)	94% (94%)	94% (95%)	93% (95%)	95% (93%)	91% (93%)

DELTA ACADEMIES TRUST

REPORT OF THE DIRECTORS AND THE STRATEGIC REPORT For the Year Ended 31 August 2017

Notable Achievements

Delta Academies Trust continue to make a significant contribution towards the recruitment and training of new entrants into the profession. In addition the Trust continue to support the professional development of teachers and leaders and are committed to collaborating with other professionals and organisations.

School Direct 2016/17

36 trainees successfully completed the School Direct programme with the Trust.

Across the secondary programme 75% of the cohort achieved an overall Initial Teacher Training (ITT) Grade 1 (Outstanding) and 25% achieved Grade 2 (Good).

The Primary Programme saw 75% of the trainees achieve a Grade 1, 20% achieve a Grade 2 and 5% achieve a Grade 3.

Following completion of the School Direct Training Programme 65% of all trainees secured permanent positions within Delta Academies Trust, with a further 29% securing posts with other Educational establishments. Appointments to the Trust were as follows; 14 of the 20 (70%) were primary trained and 9 from 16 (56%) were secondary trained.

School Direct 2017/18

The School Direct programme saw the recruitment of a further 30 salaried and unsalaried trainee teachers who were appointed during the year and commenced their training contracts on 1st September 2017.

Teaching Schools Alliances

Delta Academies Trust has two 'Teaching School Alliances' (TSA), both of which are classed as multiple teaching schools. Both were successful in maintaining their designations as Teaching Schools in July 2016 and November 2016.

Through our Teaching School Alliances', we now have 50 Specialist Leaders of Education (SLE), 2 Local Leaders of Education (LLE), 6 National Leaders of Education (NLE) and we have 2 National Leaders of Governance.

All leaders identified above are fully deployed across the Trust's group of academies to increase capacity around school improvement support.

Through the Teaching Schools School Improvement Programme, we applied for funding to support teacher subject specialism training in maths and physics. We were successful in this bid and were allocated £59,000 per annum for two years to train teachers in maths aimed at KS3 Mastery and teachers in physics KS4. We had 23 teachers complete the Maths training and a further 13 staff complete the Physics Training programme.

DELTA ACADEMIES TRUST

REPORT OF THE DIRECTORS AND THE STRATEGIC REPORT For the Year Ended 31 August 2017

Achievements (continued)

NQT Accreditation

Delta Academies Trust has Appropriate Body Status for Newly Qualified Teachers (NQT) accreditation. From 1 September 2016 we had 90 Newly Qualified Teachers (NQT's), of which 77 (86%) successfully completed their NQT year, 10 deferred to 2017/18 and 3 left without completion. The Trust currently has 71 Newly Qualified Teachers (NQT's) registered as from 1 September 2017.

Leadership Development Programme

Delta Academies Trust recognises the need to develop leaders from within its academies and delivered a Transforming Leadership Programme from July 2016 to May 2017 to aspiring leaders across our Secondary and Alternative Provision academies. We had 400 staff members across the Trust attending the training, which covered various topics over 9 sessions, these included:

Vision, Curriculum Led Financial Planning, Ofsted Inspection and Framework, Target Setting and Accountability Framework, Leading in a Time of Change, Transformational Change and Keeping Children Safe in Education.

The Teaching School Alliance is now working closely with Ambition School Leadership with regard to the delivery of National Professional Qualifications.

Capital Projects

Through the Priority Schools Building Project (Phase 1), we have seen the successful completion and opening of new builds at the following academies:

- Don Valley Academy – Opened November 2016.
- The Vale Academy - Opened December 2016.

We were also successful under the Priority Schools Building Project (Phase 2) for refurbishments/new builds at 3 academies and initial meetings have been held with the DfE at Ash Hill Academy, De Lacy Academy and England Lane Academy with completion expected during 2019/20 academic year.

The Trust was awarded Capital Improvement Funding in April 2016 to be utilised across our academies by 31 March 2017 of £2,289,895. The DfE then awarded a further capital maintenance grant under the School Condition Allocation of £2,212,664 this amount covered the period from April 2017 and was to be utilised across our academies by March 2018.

In addition to the above a number of capital projects were also paid for funds held by individual academies.

DELTA ACADEMIES TRUST

REPORT OF THE DIRECTORS AND THE STRATEGIC REPORT For the Year Ended 31 August 2017

Achievements (continued)

Capital Projects

The projects that were completed during the period 1 September 2016 to 31 August 2017 included the following:

- Craven Primary Academy – Building works £11,425
- Crookesbroom Primary Academy – Roofing £68,594; Internal Refurbishment £55,977
- De Lacy Academy – Refurbishment £501,137 Fencing £7,142;
- Estcourt Primary Academy – Kitchen Refurbishment £27,515;
- Garforth Academy – Boiler £97,844, Asbestos £7,826;
- Green Lane Primary Academy – Boiler £33,146;
- Hatfield Woodhouse Primary School – Toilets and Refurbishment £52,757;
- Highfields Primary Academy – Outdoor provision £21,202;
- Hull Trinity House Academy – Lift refurbishment £110,167;
- John Whitgift Academy – Asbestos removal £50,958;
- Macaulay Primary Academy – Entrance £74,482; Roofing £57,235
- Melior Community Academy – Fencing £6,860;
- Mersey Primary Academy – Kitchen refurbishment £15,532;
- Pheasant Bank Academy – Outdoor space £65,373, Building works and Refurbishment £100,000
- Rowena Academy – Classroom refurbishment £2,898;
- St Wilfrid's Academy – Boiler £2,685;
- The Elland Academy – Modular Building £133,399;
- The Grove Academy – Cladding £58,657;
- The Parks Academy – Outdoor play area £1,545;
- Vale Primary Academy – Roof £89,495;
- Willows Academy – Building works £10,000;
- Willoughby Road Primary Academy – Toilets £65,238;
- Wybers Wood Academy – Boiler £69,569 Playground drainage £1,209.

Additional monies were also spent on feasibility studies and condition surveys during the year.

The DfE launched a Multi Academy Trust pilot loan scheme programme in 2016/17. We submitted two applications for Garforth Academy. The first application covered the replacing of boilers, distribution pipework, heat emitters and roofing and the second application was for rewiring and energy efficient lighting. The applications submitted were based upon recent condition surveys. We were successful in both applications and were granted two loans for £780,000 and £220,000. The loans are repayable over the next 10 years starting in May 2018. Interest is charged but at a rate 1.91%. The projects commenced over the summer of 2016/17 and will be completed by March 2018.

DELTA ACADEMIES TRUST

REPORT OF THE DIRECTORS AND THE STRATEGIC REPORT For the Year Ended 31 August 2017

Going concern

The Directors assess whether the use of going concern is appropriate i.e. whether there are any material uncertainties related to events or conditions that may cast significant doubt on the ability of the Delta Academies Trust to continue as a going concern. The Directors make this assessment in respect of a period of one year from the date of approval of the financial statements.

Delta Academies Trust made a deficit of £49k in the year and has net current assets, after the pension scheme liability, of £156,983k at the year end. The Trust had net current assets of £193,965k before the pension scheme liability and had cash balances of £25,596k at the year end. As such the board of directors has a reasonable expectation that the Trust has adequate resources to continue in operational existence for the foreseeable future and so the financial statements have been prepared on a going concern basis.

Finance Review

Financial objectives

Delta Academies Trust's financial objectives were:

- to achieve an annual operating surplus
- to pursue alternative sources of funding, on a selective basis, consistent with each academy's core competencies, and the need for a financial contribution to each academy's overall finances
- to generate sufficient levels of income to support the asset base of the academy
- to further improve each academy's shorter term liquidity
- to fund continued capital investment.

Delta Academies Trust at 31 August 2017 had an in year deficit of £49K, this was as expected, however, to ensure the Trust moves towards a surplus in 2017/18 further restructures were undertaken during the year, to ensure not only the curriculum offer was fit for purpose, but also to ensure sustainability. The expectation of the Trust is that all academies produce in-year balanced budgets.

Financial report for the year

Most of the academies income is obtained from the Education and Skills Funding Agency (ESFA) in the form of recurrent grants, the use of which is restricted to particular purposes. The grants received from the ESFA during the year ended 31 August 2017 and the associated expenditure are shown as restricted funds in the statement of financial activities.

The Trust also receives grants for fixed assets from the ESFA. In accordance with the Charities Statement of Recommended Practice, 'Accounting and Reporting by Charities' (SORP 2015), such grants are shown in the Statement of Financial Activities as restricted income in the fixed asset fund. The restricted fixed asset fund balance is reduced by annual depreciation charges over the expected useful life of the assets concerned.

During the year ended 31 August 2017, total expenditure of £144,766k (2016: £138,138k) this exceeded recurrent grant funding from the ESFA together with other incoming resources. The excess of expenditure over income for the year excluding Restricted Fixed Asset Funds was a deficit of £8,551k (2016: £4,277k). The deficit includes pension service costs of £4,304k (2016: £1,917k) and therefore would have been a deficit of £4,247k (2016: £2,360k) if these were excluded. Transfers from Revenue funds to Fixed asset funds amounted to £4,357k.

DELTA ACADEMIES TRUST

REPORT OF THE DIRECTORS AND THE STRATEGIC REPORT For the Year Ended 31 August 2017

Financial report for the year (continued)

At 31 August 2017 the net book value of fixed assets was £182,661k (2016: £172,701k) and movements in tangible fixed assets are shown in note 12 to the financial statements. The assets were used exclusively for providing education and the associated support services to the students of the Academy.

Under Accounting Standard FRS102, it is necessary to charge projected deficits or surpluses on the Local Government Pension Scheme, which are provided for support staff, to the restricted fund. This resulted in the pension fund showing a deficit of £36,982k (2016: £52,332k). The pension fund deficit has seen a decrease of 29% on 2016, this was due to a positive change in market conditions. 2016 the deficit had increased by 76% following the referendum to leave Europe a year later the markets have recovered slightly.

Reserves policy and financial position

Reserves policy

Delta Academies Trust has established a reserves policy to protect its activities and to make sufficient provision for future cash flow requirements and capital procurement. This policy is reviewed annually and encompasses the nature of income and expenditure streams, the need to match income with commitments and the nature of reserves.

The policy also provides the framework for future strategic planning and decision-making. The development of an effective reserves policy will help to mitigate the impact of any risk upon the continuing operations of the Trust.

The reserves policy and the establishment of ranges is based upon an annual risk assessment of the internal and external operating environment, as well as having a due regard for the nature of activities under taken by the Trust for its beneficiaries.

Unrestricted Reserves

The Unrestricted Fund is derived from either the Trust or the academy's activities for generating funds, investment income and other donations. A cumulative target range for Unrestricted Funds has been established by Delta Academies Trust at between 5% and 8% of total expenditure for the relevant financial year. The reason for this is to provide sufficient working capital to cover delays between spending and receipt of grants and to provide a cushion to deal with unexpected emergencies such as urgent maintenance.

Restricted Reserves

The Restricted Fund is represented by the main income for the academy which is the General Annual Grant (GAG), other grant contributions or donations that are received for a specific project or purpose.

Restricted Fixed Asset Reserve

The Restricted Fixed Asset Fund is specifically held for capital purposes and equates to the Net Book Value of the assets held by the Trust, plus any unspent Capital grants that have been accounted for in year less amounts outstanding on finance leases in respect of the PFI contracts at Manor Croft Academy and The South Leeds Academy.

DELTA ACADEMIES TRUST

REPORT OF THE DIRECTORS AND THE STRATEGIC REPORT For the Year Ended 31 August 2017

Pension Reserve

The pension surplus or deficit does not constitute an immediate liability or realisable asset and does not mean that the equivalent amount is already committed or no longer available to the Trust.

The presence of a pension surplus or deficit will generally result in a cash flow effect for Delta Academies Trust in the form of an increase or decrease in employers' pension contributions over a period of years. The Trust is confident that it can meet the required pension contributions from projected future income without significantly impacting upon its planned level of activities, however challenging this may be.

Delta Academies Trust continues to calculate its reserves without setting aside a Designated Reserve to cover the pension liability.

Management of Reserves

Reserves held in excess of the target percentages for Unrestricted Fund and Restricted Fund will be reviewed by Delta Academies Trust on a regular basis and an appropriate range of options will be considered. This may include releasing the funds into the revenue budget in furtherance of The Trust's objectives, assigning funds to appropriate designated reserves as may be determined by the Trust, or investing the funds to generate further income to allow expansion of the Trust's work.

The movement of funds from restricted to unrestricted must be subject to obtaining appropriate consent from the original donor of the funds.

The directors have determined that the appropriate level of unrestricted reserves based on the above policy should be between £7,238k and £11,581k (2016: Between £6,907k and £11,051k). The Trust's current level of unrestricted reserves (total funds less the amount held in fixed assets and restricted funds) is £10,296K (2016: £10,857K) which is within the suggested limits.

Financial position

Delta Academies Trust held fund balances at 31 August 2017 of £156,983k (2016: £137,378k) comprising £173,892k (2016: £165,390k) of restricted fixed asset funds, £9,777k (2016: £13,463k) of other restricted funds and £10,296k (2016: £10,857k) of unrestricted general funds and a pension reserve deficit of £36,982k (2016: £52,332k).

Investment Policy

The Trust's current investment policy is to maximise income but from a low risk strategy. All monies are currently held on bank deposit and are attracting interest on a quarterly basis. Any funds held on fixed term deposits are to maximise any interest receivable. All funds can still be immediately accessed if needed.

Principal Risks and Uncertainties

Delta Academies Trust has undertaken further work during the year to develop and embed the system of internal control, including financial, operational and risk management which is designed to protect the Trust's assets and reputation.

DELTA ACADEMIES TRUST

REPORT OF THE DIRECTORS AND THE STRATEGIC REPORT For the Year Ended 31 August 2017

Principal Risks and Uncertainties (continued)

Delta Academies Trust have also appointed RSM to assist with a review of systems, controls and other areas. Over this financial year RSM have reviewed and reported to the BoD on the following areas:

- Financial Controls;
- Human resources – managing personnel
- IT Network Security and Backups
- Additional grant funding; and
- Subcontracting.

RSM also carry out a follow up Audit and report whether previous recommendations have been implemented.

The work undertaken provides independent assurance to the Audit and Risk Committee and the Accounting Officer that controls have been adequately designed and complied with.

Delta Academies Trust's Core Team (CT) undertake a comprehensive review of the risks to which both the Trust and each academy are exposed. They identify systems and procedures, including specific preventable actions which should mitigate any potential impact on the organisation. The internal controls are then implemented and the subsequent year's appraisal will review their effectiveness and progress against risk mitigation actions. The CT also consider any risks which may arise as a result of any new area of work being undertaken by an Academy.

In addition to the above the CT meet on a regular basis with the Principals of each academy at Secondary and Primary Network meetings. ELT together with Educational Subject Directors are present to ensure quality assurance of information provided and ensure all risks are identified. This forms the basis of a risk register, which is then reviewed and updated at follow up meetings to ensure where possible all risks are mitigated.

Outlined below is a description of the principal risk factors that may affect each academy. Not all the factors are within each academy's control. Other factors besides those listed below may also adversely affect each of them.

1. Government funding

The Trust has considerable reliance on continued government funding through the ESFA. In 2016/17 97% (2015/16: 96%) of the Trust's revenue was ultimately publicly funded and this level of requirement is expected to continue. There can be no assurance that government policy or practice will remain the same or that public funding will continue at the same levels or on the same terms and with rising staff costs sustainability will become more difficult.

This risk is mitigated in a number of ways:

- By ensuring each Academy is rigorous in delivering high quality education and training and thereby maintaining/increasing student numbers;
- By ensuring appropriate Curriculum Led Financial Plans are in place and reviewed and updated for each academy. Financial sustainability relies heavily on having an appropriate curriculum in place that meets the needs of the students but is also staffed at appropriate levels which are affordable.
- Considerable focus and investment is placed on maintaining and managing key relationships with the ESFA.

DELTA ACADEMIES TRUST

REPORT OF THE DIRECTORS AND THE STRATEGIC REPORT For the Year Ended 31 August 2017

2. Teacher Recruitment and Retention

The Trust finds it difficult to recruit in certain regions and within some subjects. We have whole Trust CPD and development programmes to ensure we can promote from within and retain staff, thus where possible mitigating this risk.

3. Maintain adequate funding of pension liabilities

The financial statements report the cumulative share of the pension scheme deficit on the trust's balance sheet in line with the requirements of FRS102. Pension contributions following the last actuarial valuations have increased together with lump sum pension deficit repayments.

Plans for Future Periods

Delta Academies Trust will continue to focus educational improvements in attainment and progress for every pupil and student with the aim to provide the highest quality provision. While we must ensure the highest levels of teaching and performance in our academies we must remember that education is also about the widening of opportunity of experience for all our students, especially the most vulnerable and challenging.

Following the year end the Trust has seen the Ofsted judgements improve further with Manor Croft Academy moving from 'Requires Improvement' to 'Good' and The Vale Academy maintaining its 'Good' judgement. We continue to prioritise and work towards ensuring our primaries all achieve 'Outstanding' status and provide an educational environment where all pupils can succeed.

Delta Academies Trust is part of the Northern Alliance, a group of Multi Academy Trusts that are working together to improve the education provision within the North of England. The Trust now feels it is in a better place to work with other schools and is considering its growth plan for 2017/18 onwards.

Basis of Preparation of Financial Statements and Accounting Policies and Practices

The financial statements have been prepared in accordance with the accounting policies set out on pages 49 to 54 and comply with the charitable company's memorandum and articles of association, applicable laws and the requirements of the Charities SORP (FRS 102).

So far as the Accounting Officer and Directors are aware, Delta Academies Trust has disclosed all relevant information to the financial statement auditors. The Accounting Officer believes he has taken all the steps that he ought to make himself aware of any information relevant to the audit and to establish that the financial statement auditors are aware of that information.

Auditors

The auditors, KPMG UK are willing to continue in office, a resolution to re-appoint them will be proposed at the annual general meeting.

The Report of the Directors and the Strategic Report, (included therein) was approved by the Board of Directors on  December 2017 and signed on their behalf by:



Steven Hodsmen

Chair of the Board of Directors

DELTA ACADEMIES TRUST
GOVERNANCE STATEMENT
For the Year Ended 31 August 2017

Scope of responsibility

As directors, we acknowledge we have overall responsibility for ensuring that the Delta Academies Trust has an effective and appropriate system of control, financial and otherwise. However, such a system is designed to manage rather than eliminate the risk of failure to achieve business objectives, and can provide only reasonable and not absolute assurance against material misstatement or loss.

The Directors have delegated the day-to-day responsibility to the Accounting Officer, for ensuring financial controls conform to the requirements of both propriety and good financial management and in accordance with the requirements and responsibilities assigned to it in the funding agreement between Delta Academies Trust and the Secretary of State for Education. He is also responsible for reporting to the Board of Directors any material weaknesses or breakdowns in internal control.

Governance

The information on governance here supplements that described within the Directors Report and in the Statement of Directors Responsibilities. The Directors have formally met 8 times during the year. Attendance during the year at meetings of the Board of Directors was as follows:

Director	Meetings attended	Out of a possible
Steve Hodsman ^ (Chair)	5	5
Lesley Bailey ^	4	5
Sean Cavan	3	5
David Haigh ^ (appointed 15/9/16)	5	5
Emanuela Sani (appointed 15/9/16)	4	5
Paul Tarn	5	5
David White	5	5

^Remuneration committee members

During the year two further Non- Executive Directors were appointed in September 2016. This has now brought some stability to the Trust.

The annual self-evaluation was not undertaken in 2016/17 by the directors, however all directors were asked to complete a skills audit, which has been consolidated and will be used as a basis to develop a training and development plan for 2017/18 to fill any gaps identified through this process.

In addition to the formal Board of Director and Sub-Committee meetings the Directors also participate in activities across the Trust including academy visits, appeals and complaints. One of the directors has also this year taken on the role of Safe-guarding Lead and meets on a regular basis with members of the Executive Leadership Team.

Two of our Non-Executive Directors are National Leaders for Governance and have undertaken reviews of Governance at a number of academies to support the ongoing development of the local Education Advisory Bodies (EAB).

DELTA ACADEMIES TRUST
GOVERNANCE STATEMENT
For the Year Ended 31 August 2017

(continued)

A corporate risk register is in place and has been reviewed and discussed at the Audit and Risk Committee. The risk register has been developed further this year and now includes weightings to assess both likelihood and impact of risk plus comments in relation to the direction of travel and what has been actioned since the last report. These new features allow the Board of Directors a better understanding of the risks the Trust faces, who is responsible for taking the required actions and what can be done to mitigate those risks where possible.

The Risk Reports covering Educational and Finance Risks produced centrally for each Academy feed into the overall assessment of the operational risks to be managed by Delta Academies Trust.

The Finance and Capital Committee assists the Board in its ongoing oversight of the Trust's arrangements for budgeting, financial planning, financial performance and financial reporting in respect of both revenue and capital activities. This enables more detailed consideration to be given to financial aspects of the Trust and allows the Directors to fulfil their responsibilities to ensure sound management of the academy's finances and resources, including proper planning, monitoring and probity.

The Finance and Capital Committee reviewed detailed budgets, 5 year forecasts, management accounts (including variance analysis), the budget summary for all academies identifying any risks with regard to sustainability and ensuring plans are in place to ensure academies do not go into deficits. This committee also has an overview of the planned capital expenditure ensuring funds are appropriately targeted to maintain the Trust's assets in a good condition and address risks around health and safety and compliance.

The Audit and Risk Committee assess the scope and effectiveness of the systems established by management to identify, manage and monitor financial and non-financial risks to the company. It maintains an oversight of the Trust's governance, internal control, financial reporting and value for money frameworks in order to establish levels of compliance throughout the company. The Audit and Risk Committee have reviewed both the Corporate Risk Register and Audit Risk Tracker. The committee also receive Internal Audit reports from RSM and track the recommendations to ensure implementation in a timely manner. In 2016/17 these reports covered the following areas:

- Financial Controls;
- Human resources – managing personnel
- IT Network Security and Backups
- Additional grant funding; and
- Subcontracting.

In addition to the above the Trust had also agreed a review of Governance however it was agreed by Directors that this could be moved into 2017/18 academic year.

RSM also carry out a follow up Audit and report whether previous recommendations have been implemented.

Membership and attendance of each sub- committees during the year were as follows:

Finance and Capital Committee

Director	Meetings attended	Out of a possible
Steven Hodzman (Chair)	3	3
Lesley Bailey	3	3
Emanuela Sani	3	3

DELTA ACADEMIES TRUST
GOVERNANCE STATEMENT
For the Year Ended 31 August 2017

(continued)

Audit and Risk Committee

Director	Meetings attended	Out of a possible
Sean Cavan (Chair)	2	2
Emanuela Sani	2	2
David White	2	2

Education Committee

Director	Meetings attended	Out of a possible
Lesley Bailey (Chair)	4	6
Sean Cavan	3	6
David Haigh	5	6
David White	5	6

The CEO attended the above committees by invitation.

Following a Board of Directors meeting in Sept 2017 it was agreed by Directors that the Education Committee should no longer operate in its current form. These responsibilities have now been discharged to Strategic Working Groups, which report to the Board of Directors. Members of the Strategic Working Groups will be taken from the Board of Directors, Executive Leadership Team, Core Education team and other employees as appropriate.

A Remuneration Committee meets annually, 3 of the directors were in attendance. This committee approves performance awards allocated to CEO, Executive Leadership Team, Senior Leaders within the CT earning over £60,000, Executive Principals, Principals, Heads of Academy and other academy staff earning over £60,000.

Review of Value for Money

The Accounting Officer has responsibility for ensuring that the Trust delivers good value in the use of public resources. The accounting officer understands that value for money refers to the educational and wider societal outcomes achieved in return for the taxpayer resources received.

The accounting officer considers how the Trust's use of its resources has provided good value for money during each academic year, both centrally at the Trust in the work of the CT which supports and monitors the work of the Academies and at each of the Academies. The accounting officer reports to the Board of Directors where value for money can be improved, including the use of benchmarking data where available. The accounting officer for the Trust has delivered improved value for money during the year by utilising the Delta Academies Trust Core Team (CT) to provide support in Academy Improvement and various business support services including: Finance, HR, Payroll, Recruitment, ICT, Governance, Professional Development Programmes and Facilities (including Capital Development and Health and Safety).

DELTA ACADEMIES TRUST
GOVERNANCE STATEMENT
For the Year Ended 31 August 2017

(continued)

The Academy Improvement Team lead on the raising of educational attainment and standards and include subject specific Directors in Maths, English, Science, Humanities and Modern Foreign Languages and Directors of Primary Learning. It takes local context into account but will endeavour to deliver a consistent recognisable strategy in all Academies. This approach challenges and supports the local Senior Leadership Team in each Academy and sets the methodology for improving student attainment and progress. All other core services provided by the Trust allow the Principals and Heads of Academy at its academies to concentrate and focus on delivering excellent teaching and learning, while the Trust undertake functions centrally on their behalf.

Individual value for money statements have been prepared by each Principal at our academies and returned to the Trust. These statements, together with activities undertaken centrally, underpin the review of value for money and include examples of good practice and collaboration as detailed below.

- We have implemented a new structure to support challenge and progress in educational standards which includes the appointment of the subject specific directors and primary directors.
- We have continued to develop the use of the Executive Principal model across the group to provide effective and cost effective support across groups of primary and secondary Academies.
- The deployment of SLE cohort across the Trust's group of academies to increase capacity around school improvement support.
- Recruitment to shared posts across a number of academies.
- Implementation of standardised Curriculum Led Financial Planning to ensure a curriculum that is fit for purpose and enables academies to have the appropriate staffing structures in place that are also financially sustainable.
- Continued review of the curriculum models to ensure they are fit for purpose.
- Delta Academies Trust has developed a Continual Professional Development Programme, which can be accessed by all our academies. This provides a cost effective approach to training and targets specific support and the sharing of best practice.
- We use centralised procurement in certain areas to achieve value for money. These include framework contracts for ICT, capital works and maintenance procurement to minimise the administrative burden and maximise the financial benefit for individual academies. We also use specialist subcontractors, wherever possible, in single trade packages to eliminate the need for a main contractor's involvement and overheads and have grouped projects which have a similar scope together, such as for windows, roofs, kitchens and boilers. The Trust also procures centrally on behalf of all its academies legal services, Disclosure and Barring Service checks, insurance and energy, some Educational Resources, such as books; this secures economies of scale and discounted prices and allows Delta Academies Trust to compare the costs against other suppliers. All External and Internal Audit is procured centrally and managed centrally by Delta Academies Trust which reduces the burden on the individual Principals and staff working within each academy. In 2017 we have now also procured secondary uniforms, student planners. A review of stationery is underway.
- We have supported all our primary academies in responding to the new approach to 'assessment without levels' by procuring one system to be used across all academies. This has allowed us to secure economies of scale and to pursue a collaborative approach to implementation and training.
- CT have also supported academies in the change of contracts and procurement of catering, cleaning, printing and communication solutions.

DELTA ACADEMIES TRUST
GOVERNANCE STATEMENT
For the Year Ended 31 August 2017

(continued)

Capacity to Handle Risk

The Board of Directors have reviewed the key risks to which the Trust is exposed together with the operating, financial and compliance controls that have been implemented to mitigate those risks. They are of the view that there is a formal on-going process for identifying, evaluating and managing the Trust's significant risks that have been in place for the year ending 31 August 2017 and up to the date of approval of the annual report and financial statements. The process is reviewed annually.

The Risk and Control Framework

Delta Academies Trust system of internal financial control is based on a framework of regular management information and administrative procedures including the segregation of duties and a system of delegation and accountability. In particular, it includes each academy and centrally:

- comprehensive budgeting and monitoring systems with an annual budget and periodic financial reports. Central budgets, together with summaries of each academy's budgets are reviewed and agreed by the Board of Directors and individual academy budgets are also presented by CT and reviewed and adopted at local Education Advisory Board meetings;
- regular reviews by the Board of Directors and for individual academies, by their Finance Committee, of reports, which indicate financial performance against the forecasts and of major purchase plans, capital works and expenditure programmes;
- setting targets to measure financial and other performance;
- clearly defined purchasing (asset purchase or capital investment) guidelines;
- delegation of authority and segregation of duties; and
- identification and management of risks at regular meetings of CT and academy principals.

The Board of Directors considered the need for a specific internal audit function and decided to appoint RSM UK Risk Advisory Services LLP to assist with a review of systems, controls and other areas. RSM report their findings to the Audit and Risk Committee. RSM report to the Audit and Risk Committee on the operation of the systems of control and on the discharge of the director's financial responsibilities, these reports are also presented in summary at Local Education Advisory Body meetings.

The Trust employs a Chief Compliance Officer (CCO) who monitors and reviews Trust compliance with the relevant legislation and guidelines from the DfE/ESFA. The CCO also ensures the implementation of recommendations made by the Internal Auditors and reports accordingly to the Audit and Risk Committee.

DELTA ACADEMIES TRUST
GOVERNANCE STATEMENT
For the Year Ended 31 August 2017

(continued^{*})


Review of effectiveness

The Accounting Officer has responsibility for reviewing the effectiveness of the system of internal control. His review of the effectiveness of the system of internal control is informed by:


- the work of the internal auditors;
- the work of the external auditors;
- the financial management and governance assessment process; and
- the work of the executive managers within Delta Academies Trust who have responsibility for the development and maintenance of the internal control framework.

The Accounting Officer has been advised of the implications of the result of their review of the system of internal control by the Internal Auditors and a plan to address weaknesses and ensure continuous improvement of the system is in place.

Approved on behalf of the directors of Delta Academies Trust on 14 December 2017 and signed on its behalf by:



Steven Hoddsman
Chair of the Board of Directors



Paul Tarn
Accounting Officer


DELTA ACADEMIES TRUST

**STATEMENT ON REGULARITY, PROPRIETY AND COMPLIANCE
For the Year Ended 31 August 2017**

As Accounting Officer of Delta Academies Trust, I have considered my responsibility to notify the Trust Board of Directors and the Education and Skills Funding Agency of material irregularity, impropriety and non-compliance with ESFA terms and conditions of funding, under the funding agreement in place between the Trust and the Secretary of State. As part of my consideration I have had due regard to the requirements of the Academy Financial Handbook.

I confirm that I and the Trust Board of Directors are able to identify any material irregular or improper use of funds by the Trust, or material non-compliance with the terms and conditions of the funding under the Trust's funding agreement and the Academies Financial Handbook.

I confirm that no instances of material irregularity and impropriety or funding non-compliance have been discovered to date. If any instances are identified after the date of this statement, these will be notified to the Board of Directors and ESFA.



**Paul Tarn
Accounting Officer**

14 December 2017

DELTA ACADEMIES TRUST

STATEMENT OF TRUSTEES' RESPONSIBILITIES IN RESPECT OF THE REPORT OF THE DIRECTORS AND THE STRATEGIC REPORT AND THE FINANCIAL STATEMENTS For the Year Ended 31 August 2017

The trustees (who are the Directors of the charitable company for the purposes of company law) are responsible for preparing the Trustees' Annual Report and the financial statements in accordance with applicable law and regulations, including the Annual Accounts Direction published by the Education and Skills Funding Agency (ESFA).

Company law requires the trustees to prepare financial statements for each financial year. Under that law they are required to prepare the financial statements in accordance with UK accounting standards and applicable law (UK Generally Accepted Accounting Practice), including FRS 102 *The Financial Reporting Standard applicable in the UK and Republic of Ireland*. The Academies Accounts Direction further requires the financial statements to be prepared in accordance with the Charities SORP (FRS 102).

Under company law the trustees must not approve the financial statements unless they are satisfied that they give a true and fair view of the state of affairs of the charitable company and of the charitable company's incoming resources and application of resources, including its income and expenditure, for that period. In preparing these financial statements, the trustees are required to:

- select suitable accounting policies and then apply them consistently;
- observe the methods and principles in the Charities SORP (FRS 102) and the Academies Accounts Direction 2016 to 2017;
- make judgements and estimates that are reasonable and prudent;
- state whether applicable UK accounting standards have been followed, subject to any material departures disclosed and explained in the financial statements;
- assess the charitable company's ability to continue as a going concern, disclosing, as applicable, matters related to going concern; and
- use the going concern basis of accounting unless they either intend to liquidate the charitable company or to cease operations, or have no realistic alternative but to do so.

The trustees are responsible for keeping adequate accounting records that are sufficient to show and explain the parent charitable company's transactions and disclose with reasonable accuracy at any time the financial position of the parent charitable company and enable them to ensure that its financial statements comply with the Companies Act 2006. They are responsible for such internal control as they determine is necessary to enable the preparation of financial statements that are free from material misstatement, whether due to fraud or error, and have general responsibility for taking such steps as are reasonably open to them to safeguard the assets of the charitable company and to prevent and detect fraud and other irregularities.

The trustees are responsible for ensuring that in its conduct and operation the charitable company applies financial and other controls, which conform with the requirements both of propriety and of good financial management. They are also responsible for ensuring grants received from the ESFA/Department for Education have been applied for the purposes intended.

The trustees are responsible for the maintenance and integrity of the corporate and financial information included on the charitable company's website. Legislation in the UK governing the preparation and dissemination of financial statements may differ from legislation in other jurisdictions.

Approved by order of the members of the Board of Directors on 14 December 2017 and signed on its behalf by:

Steven Hodsman
Chair of the Board of Directors

**INDEPENDENT AUDITOR'S REPORT TO THE MEMBERS OF
DELTA ACADEMIES TRUST**

YEAR ENDED 31 AUGUST 2017

Opinion

We have audited the financial statements of Delta Academies Trust ("the charitable company") for the year ended 31 August 2017 which comprise the Statement of Financial Activities, the Balance Sheet, the Statement of Cash Flows and related notes, including the accounting policies in note 1.

In our opinion the financial statements:

- give a true and fair view of the state of the charitable company's affairs as at 31 August 2017, and of the charitable company's incoming resources and application of resources, including the charitable company's income and expenditure, for the year then ended;
- have been properly prepared in accordance with UK accounting standards, including FRS 102 *The Financial Reporting Standard applicable in the UK and Republic of Ireland*;
- have been prepared in accordance with the requirements of the Companies Act 2006; and
- have been prepared in accordance with the Charities SORP (FRS 102) and the *Academies Accounts Direction 2016 to 2017* issued by the Education and Skills Funding Agency.

Basis for opinion

We conducted our audit in accordance with International Standards on Auditing (UK) ("ISAs (UK)") and applicable law. Our responsibilities are described below. We have fulfilled our ethical responsibilities under, and are independent of the charitable company in accordance with, UK ethical requirements including the FRC Ethical Standard. We believe that the audit evidence we have obtained is a sufficient and appropriate basis for our opinion.

Going concern

We are required to report to you if we have concluded that the use of the going concern basis of accounting is inappropriate or there is an undisclosed material uncertainty that may cast significant doubt over the use of that basis for a period of at least twelve months from the date of approval of the financial statements. We have nothing to report in these respects.

Other information

The trustees are responsible for the other information, which comprises the Reference and Administrative Details, the Report of the Directors and Strategic Report and the Governance Statement. Our opinion on the financial statements does not cover the other information and, accordingly, we do not express an audit opinion or, except as explicitly stated below, any form of assurance conclusion thereon.

Our responsibility is to read the other information and, in doing so, consider whether, based on our financial statements audit work, the information therein is materially misstated or inconsistent with the financial statements or our audit knowledge. Based solely on that work:

- we have not identified material misstatements in the other information;
- in our opinion the information given in the Report of the Directors and Strategic Report, which constitutes the Strategic Report and the Directors' Report for the financial year, is consistent with the financial statements; and
- in our opinion those reports have been prepared in accordance with the Companies Act 2006.

Matters on which we are required to report by exception

Under the Companies Act 2006, we are required to report to you if, in our opinion:

**INDEPENDENT AUDITOR'S REPORT TO THE MEMBERS OF
DELTA ACADEMIES TRUST**

YEAR ENDED 31 AUGUST 2017

- adequate accounting records have not been kept by the charitable company, or returns adequate for our audit have not been received from branches not visited by us; or
- the charitable company's financial statements are not in agreement with the accounting records and returns; or
- certain disclosures of trustees' remuneration specified by law are not made; or
- we have not received all the information and explanations we require for our audit.

We have nothing to report in these respects.

Trustees' responsibilities

As explained more fully in their statement set out on page 40, the Trustees (who are the Directors of the charitable company for the purposes of company law) are responsible for: the preparation of the financial statements and for being satisfied that they give a true and fair view; such internal control as they determine is necessary to enable the preparation of financial statements that are free from material misstatement, whether due to fraud or error; assessing the charitable company's ability to continue as a going concern, disclosing, as applicable, matters related to going concern; and using the going concern basis of accounting unless they either intend to liquidate the charitable company or to cease operations, or have no realistic alternative but to do so.


Auditor's responsibilities

Our objectives are to obtain reasonable assurance about whether the financial statements as a whole are free from material misstatement, whether due to fraud or error, and to issue our opinion in an auditor's report. Reasonable assurance is a high level of assurance, but does not guarantee that an audit conducted in accordance with ISAs (UK) will always detect a material misstatement when it exists. Misstatements can arise from fraud or error and are considered material if, individually or in aggregate, they could reasonably be expected to influence the economic decisions of users taken on the basis of the financial statements.

A fuller description of our responsibilities is provided on the FRC's website at www.frc.org.uk/auditorsresponsibilities.

The purpose of our audit work and to whom we owe our responsibilities

This report is made solely to the charitable company's members, as a body, in accordance with Chapter 3 of Part 16 of the Companies Act 2006. Our audit work has been undertaken so that we might state to the charitable company's members those matters we are required to state to them in an auditors' report and for no other purpose. To the fullest extent permitted by law, we do not accept or assume responsibility to anyone other than the charitable company and its members as a body, for our audit work, for this report, or for the opinions we have formed.



Clare Partridge (Senior Statutory Auditor)
for and on behalf of KPMG LLP, Statutory Auditor
Chartered Accountants
1 Sovereign Square
Sovereign Street
Leeds
LS1 4DA

15 December 2017

DELTA ACADEMIES TRUST

INDEPENDENT REPORTING ACCOUNTANTS ASSURANCE REPORT ON REGULARITY TO DELTA ACADEMIES TRUST AND THE EDUCATION AND SKILLS FUNDING AGENCY

In accordance with the terms of our engagement letter dated 18 October 2016 and further to the requirements of the Education and Skills Funding Agency (ESFA) as included in the Academies Accounts Direction 2016 to 2017, we have carried out an engagement to obtain limited assurance about whether the expenditure disbursed and income received by during the period 1 September 2016 to 31 August 2017 have been applied to the purposes identified by Parliament and the financial transactions conform to the authorities which govern them.

This report is made solely to Delta Academies Trust (the Academy Trust) and the ESFA in accordance with the terms of our engagement letter. Our work has been undertaken so that we might state to the Academy Trust and the ESFA those matters we are required to state in a report and for no other purpose. To the fullest extent permitted by law, we do not accept or assume responsibility to anyone other than the Academy Trust and the ESFA, for our work, for this report, or for the conclusion we have formed.

Respective responsibilities of the Academy Trust's accounting officer and the reporting accountant

The accounting officer is responsible, under the requirements of the Academy Trust's funding agreement with the Secretary of State for Education dated [xx] and the Academies Financial Handbook, extant from 1 September 2016, for ensuring that expenditure disbursed and income received is applied for the purposes intended by Parliament and the financial transactions conform to the authorities which govern them.

Our responsibilities for this engagement are established in the United Kingdom by our profession's ethical guidance and are to obtain limited assurance and report in accordance with our engagement letter and the requirements of the Academies Accounts Direction 2016 to 2017. We report to you whether anything has come to our attention in carrying out our work which suggests that in all material respects, expenditure disbursed and income received during the period 1 September 2016 to 31 August 2017 have not been applied to purposes intended by Parliament or that the financial transactions do not conform to the authorities which govern them.

Approach

We conducted our engagement in accordance with the Academies Accounts Direction 2016 to 2017 issued by the ESFA. We performed a limited assurance engagement as defined in our engagement letter.

The objective of a limited assurance engagement is to perform such procedures as to obtain information and explanations in order to provide us with sufficient appropriate evidence to express a negative conclusion on regularity.

A limited assurance engagement is more limited in scope than a reasonable assurance engagement and consequently does not enable us to obtain assurance that we would become aware of all significant matters that might be identified in a reasonable assurance engagement. Accordingly, we do not express a positive opinion.

Our engagement includes examination, on a test basis, of evidence relevant to the regularity and propriety of the Academy Trust's income and expenditure.

The work undertaken to draw our conclusion included:

- Documenting the framework of authorities which govern the activities of the Academy Trust;

DELTA ACADEMIES TRUST

**INDEPENDENT REPORTING ACCOUNTANTS ASSURANCE REPORT ON REGULARITY TO
DELTA ACADEMIES TRUST AND THE EDUCATION AND SKILLS FUNDING AGENCY**


(continued)

- Reviewing the evidence supporting the representations included in the Accounting Officer's statement on regularity, propriety and compliance with the framework of authorities;
- Undertaking a risk assessment based on our understanding of the general control environment and any weaknesses in internal controls identified by our audit of the financial statements;
- Reviewing the output from the self-assessment questionnaires completed by all staff with Budget Holder responsibility and the Principal on behalf of the Governing Body;
- Testing compliance with delegated authorities for a sample of material transactions;
- Testing transactions with connected parties to determine whether the Trust has complied with the 'at cost' requirements of the Academies Financial Handbook 2016;
- Confirming through enquiry and sample testing that the Trust has complied with its procurement policies and that these policies comply with delegated authorities; and
- Reviewing any evidence of impropriety resulting from our work and determining whether it was significant enough to be referred to in our regularity report.

This list is not exhaustive and we performed additional procedures designed to provide us with sufficient appropriate evidence to express a negative conclusion on regularity consistent with the requirements of Part 9 of the Academies Accounts Direction 2016 to 2017.

Conclusion

In the course of our work, nothing has come to our attention which suggests that in all material respects the expenditure disbursed and income received during the period 1 September 2016 to 31 August 2017 has not been applied to purposes intended by Parliament and the financial transactions do not conform to the authorities which govern them.



Clare Partridge
Reporting Accountant
for and on behalf of KPMG LLP
Chartered Accountants
1 Sovereign Square
Sovereign Street
Leeds
LS1 4DA

15 December 2017

**DELTA ACADEMIES TRUST
(FORMERLY KNOWN AS SCHOOL PARTNERSHIP TRUST ACADEMIES)**

**STATEMENT OF FINANCIAL ACTIVITIES
For the year ended 31 August 2017
(including Income and Expenditure Account)**

	Unrestricted	Restricted	Restricted	Total	Total
	Funds	General	Fixed	2017	2016
Note	2017	2017	Asset Funds	2017	2016
	£'000	£'000	£'000	£'000	£'000
Income from:					
Donations and capital grants	2	4	351	37,061	19,585
. Transfer from Local Authority	2	-	-	-	-
Charitable activities:					
. Funding for the Trust's educational operations	3	1,024	104,679	-	113,755
Other trading activities	4	657	855	-	1,474
Investment income	5	86	-	86	139
Total incoming resources		1,771	105,885	37,061	144,717
Expenditure on:					
Charitable activities:					
. Trust's educational operations	6, 7	1,937	108,340	19,593	138,138
. Transfers out on demerger	6,7,30	395	1,178	13,323	-
Total resources expended	6	2,332	109,518	32,916	144,766
Net income / (expenditure) before transfers		(561)	(3,633)	4,145	(49)
Transfers					
Transfers between funds	17	-	(4,357)	4,357	-
Net income / (expenditure) before other recognised gains and losses		(561)	(7,990)	8,502	(49)
Other recognised gains / (losses):					
Actuarial (losses) / gains on defined benefit pension schemes	17, 27	-	19,654	-	19,654
Net movement in funds		(561)	11,664	8,502	19,605
Reconciliation of funds					
Total funds brought forward	17	10,857	(38,869)	165,390	137,378
Total funds carried forward		10,296	(27,205)	173,892	156,983

All activities derive from continuing operations.

A Statement of Other Government Income is not required as all gains and losses are included in the Statement of Financial Activities.

The deficit restricted general reserve includes surplus restricted general funds of £9,796,000 offset by deficit pension reserves of £36,982,000.

DELTA ACADEMIES TRUST
(FORMERLY KNOWN AS SCHOOL PARTNERSHIP TRUST ACADEMIES)

(COMPANY REGISTRATION NUMBER 07386086)

BALANCE SHEET
at 31 August 2017

	Notes	2017 £'000	2017 £'000	2016 £'000	2016 £'000
Fixed assets					
Tangible assets	12		182,661		172,701
Total fixed assets			<u>182,661</u>		<u>172,701</u>
Current assets					
Stock	13		35		51
Debtors	14		5,486		9,596
Current asset investments			2,116		2,066
Cash at bank and in hand			<u>25,596</u>		<u>27,838</u>
Total current assets			33,233		39,551
Liabilities:					
Creditors: Amounts falling due within one year	15		<u>(10,649)</u>		<u>(11,460)</u>
Net current assets			22,584		28,091
Total assets less current liabilities			205,245		200,792
Creditors: Amounts falling due after more than one year	16		<u>(11,280)</u>		<u>(11,082)</u>
Net assets excluding pension liability			193,965		189,710
Pension scheme liability	27		<u>(36,982)</u>		<u>(52,332)</u>
Net assets including pension liability			<u>156,983</u>		<u>137,378</u>
Funds of the academy:					
Restricted funds					
. Fixed asset fund(s)	17		173,892		165,390
. Restricted income fund(s)	17		9,777		13,463
. Pension reserve	17		<u>(36,982)</u>		<u>(52,332)</u>
Total restricted funds			<u>146,687</u>		<u>126,521</u>
Unrestricted funds					
. Unrestricted income fund(s)	17		10,296		10,857
Total unrestricted funds			<u>10,296</u>		<u>10,857</u>
Total Funds			<u>156,983</u>		<u>137,378</u>

The financial statements were approved and authorised for issue by the Directors on
by:

14

December 2017 and signed on their behalf



Mr Steven Hodsman
Chair of the Board of Directors

DELTA ACADEMIES TRUST
(FORMERLY KNOWN AS SCHOOL PARTNERSHIP TRUST ACADEMIES)

CASH FLOW STATEMENT
For the year ended 31 August 2017

		2017 Total £'000	2016 Total £'000
Cash flows from operating activities			
Net cash provided by / (used in) operating activities	21	40,485	21,895
Cash flows from investing activities			
Cash flows from investing activities	23	(42,076)	(33,550)
Cash flows from financing activities			
Cash flows from financing activities	22	(600)	9,738
Change in cash and cash equivalents in the reporting period		<u>(2,191)</u>	<u>(1,917)</u>
Cash and cash equivalents at 1 September 2016		29,904	31,821
Cash and cash equivalents at 31 August 2017		<u>27,713</u>	<u>29,904</u>

DELTA ACADEMIES TRUST
(FORMERLY KNOWN AS SCHOOL PARTNERSHIP TRUST ACADEMIES)

NOTES TO THE FINANCIAL STATEMENTS
For the year ended 31 August 2017

1 Statement of Accounting Policies

Basis of preparation

The financial statements of Delta Academies Trust (the Trust), which is a public benefit entity under FRS 102, have been prepared under the historical cost convention in accordance with the Financial Reporting Standard applicable in the UK and Republic of Ireland (FRS 102), the Accounting and Reporting by Charities: Statement of Recommended Practice applicable to charities preparing their accounts in accordance with the Financial Reporting Standard applicable in the UK and Republic of Ireland (FRS 102) (Charities SORP (FRS 102)), the Academies Accounts Direction 2016 to 2017 issued by the ESFA, the Charities Act 2011 and the Companies Act 2006. Delta Academies Trust meets the definition of a public benefit entity under FRS 102.

These financial statements have been prepared in accordance with the Charities SORP (FRS 102).

Going concern

The Directors assess whether the use of going concern is appropriate i.e. whether there are any material uncertainties related to events or conditions that may cast significant doubt on the ability of the Delta Academies Trust to continue as a going concern. The Directors make this assessment in respect of a period of one year from the date of approval of the financial statements and have concluded that the Trust has adequate resources to continue in operational existence for the foreseeable future and there are no material uncertainties about the Trust's ability to continue as a going concern, thus they continue to adopt the going concern basis of accounting in preparing the financial statements.

The Trust made a deficit of £49k in the year and has net current assets, after the pension scheme liability, of £156,983 at the year end. The Trust had net current assets of £193,965k before the pension scheme liability and had cash balances of £25,596k at the year end. As such the board of directors has a reasonable expectation that the Trust has adequate resources to continue in operational existence for the foreseeable future and so the financial statements have been prepared on a going concern basis.

Income

All incoming resources are recognised when the Trust has entitlement to the funds, the receipt is probable and the amount can be measure reliably.

Grants receivable

Grants are included in the Statement of Financial Activities on a receivable basis. The balance of income received for specific purposes but not expended during the period is shown in the relevant funds on the balance sheet. Where income is received in advance of meeting any performance related conditions there is not unconditional entitlement to the income and its recognition is deferred and included in creditors as deferred income until the performance-related conditions are met. Where entitlement occurs before income is received, the income is accrued.

General Annual Grant is recognised in full in the Statement of Financial Activities in the year for which it is receivable and any abatement in respect of the period is deducted from income and recognised as a liability.

Capital grants are recognised when there is entitlement and are not deferred over the life of the asset on which they are expended. Unspent amounts of capital grant are reflected in the balance in the restricted fixed asset fund.

DELTA ACADEMIES TRUST

(FORMERLY KNOWN AS SCHOOL PARTNERSHIP TRUST ACADEMIES)

NOTES TO THE FINANCIAL STATEMENTS

For the year ended 31 August 2017

Statement of Accounting Policies (continued)

Donations

Donations are recognised on a receivable basis (where there are no performance-related conditions) where the receipt is probable and the amount can be reliably measured.

Other income

Other income, including lettings, is recognised in the period it is receivable and to the extent the Trust has provided the goods / services.

Donated goods, facilities and services

The value of donated services and gifts in kind provided to the Trust are recognised in the Statement of Financial Activities as incoming resources and resources expended at their value in the period in which they are receivable and where the benefit to the academy can be reliably measured. An equivalent amount is included as expenditure under the relevant heading within the Statement of Financial Activities.

Where the donated good is a fixed asset it is measured at fair value, unless it is impractical to measure this reliably, in which case the cost of the item to the donor should be used. The gain is recognised as income from donations and a corresponding amount is included in the appropriate fixed assets category and depreciated over the useful economic life in accordance with the Trust's accounting policies.

Expenditure

Expenditure is recognised once there is a legal or constructive obligation to transfer economic benefit to a third party, it is probable that a transfer of economic benefits will be required in settlement and the amount of the obligation can be measured reliably. Expenditure is classified by activity. The costs of each activity are made up of the total of direct costs and shared costs, including support costs involved in undertaking each activity. Direct costs attributable to a single activity are allocated directly to that activity. Shared costs which contribute to more than one activity and support costs which are not attributable to a single activity are apportioned between those activities on a basis of consistent with the use of the resources. Central staff costs are allocated on the basis of time spent, and depreciation charges allocated on the portion of the asset's use.

Expenditure on Raising Funds

This includes all expenditure incurred by the Trust to raise funds for its charitable purposes and includes costs of all fundraising activities events and non-charitable trading.

Charitable Activities

These are costs incurred on the Trust's educational operations, including support costs and costs relating to the governance of the Trust apportioned to charitable activities.

All resources expended are inclusive of irrecoverable VAT.

DELTA ACADEMIES TRUST
(FORMERLY KNOWN AS SCHOOL PARTNERSHIP TRUST ACADEMIES)

NOTES TO THE FINANCIAL STATEMENTS
For the year ended 31 August 2017

Statement of Accounting Policies (continued)

Tangible fixed assets

Fixtures and Fittings and Computer Equipment

Tangible fixed assets acquired since the Trust was established are included in the accounts at cost, net of depreciation and any provision for impairment.

Where tangible fixed assets have been acquired with the aid of specific grants, either from the Government or from the private sector, they are included in the balance sheet at cost and depreciated over their expected useful economic life. The related grants are credited to a restricted fixed asset fund (in the Statement of Financial Activities and carried forward in the balance sheet). The depreciation on such assets is charged in the Statement of Financial Activities over the expected useful economic life of the related asset on a basis consistent with the depreciation policy.

Where assets are gifted or donated, the initial carrying amount is the fair (open market) value at the date of receipt.

Assets costing less than £500 are written off in the year of acquisition. All other assets are capitalised.

Depreciation

Depreciation is provided on the cost of tangible fixed assets, to write them down to their estimated residual values over their expected useful lives.

The principal annual rates used for assets are:

Fixtures and fittings	10% reducing balance
IT equipment	33% reducing balance

Freehold and Long Leasehold Property

Freehold and long leasehold property are capitalised where the organisation will have full use of the asset over its useful economic life.

Freehold and long leasehold property transferred from the predecessor authorities are recognised at their fair value. Depreciation on transferred buildings is charged on a straight line basis over the lower of the useful economic life or the term of any related lease. Depreciation is charged from the date of conversion.

Freehold - Over the range 20 to 30 years (useful economic life).

Leasehold - Over the range 3 to 50 years (useful economic life).

Impairment

A review for impairment of freehold and long leasehold property is carried out on an annual basis. Shortfalls between the carrying value of fixed assets and their recoverable amounts are recognised as impairments. Impairment losses are recognised in the Statement of Financial Activities.

Stock

Unused uniform and catering stocks are valued at the lower of cost or net realisable value.

DELTA ACADEMIES TRUST

(FORMERLY KNOWN AS SCHOOL PARTNERSHIP TRUST ACADEMIES)

NOTES TO THE FINANCIAL STATEMENTS

For the year ended 31 August 2017

Statement of Accounting Policies (continued)

Current Asset Investments

Current asset investments are recognised at their historic cost.

Liabilities

Liabilities are recognised when there is an obligation at the balance sheet date as a result of a past event, it is probable that a transfer of economic benefit will be required in settlement, and the amount of the settlement can be estimated reliably. Liabilities are recognised at the amount that the Trust anticipates it will pay to settle the debt or the amount it has received as advanced payments for the goods or services it must provide.

Leased assets

Rentals applicable to operating leases where substantially all of the benefits and risks of ownership remain with the lessor are charged to the Statement of Financial Activities on a straight line basis over the lease term.

Taxation

The Trust is considered to pass the tests set out in Paragraph 1 Schedule 6 of the Finance Act 2010 and therefore it meets the definition of a charitable company for UK corporation tax purposes.

Accordingly, the Trust is potentially exempt from taxation in respect of income or capital gains received within categories covered by part 11, chapter 3 of the Corporation Tax Act 2010 or Section 256 of the Taxation and Chargeable Gains Act 1992, to the extent that such income or gains are applied exclusively to charitable purposes.

Pension benefits

Retirement benefits to employees of the Trust are provided by the Teachers' Pension Scheme ('TPS') and the Local Government Pension Scheme ('LGPS'). These are defined benefit schemes.

Teachers' Pension Scheme

The TPS is an unfunded scheme and contributions are calculated so as to spread the cost of pensions over employees' working lives with the company in such a way that the pension cost is a substantially level percentage of current and future pensionable payroll. The contributions are determined by the Government Actuary on the basis of quadrennial valuations using a prospective unit credit method. As stated in note 27, the TPS is a multi-employer scheme and there is insufficient information available to use defined benefit accounting. The TPS is therefore treated as a defined contribution scheme and the contributions recognised in the period to which they relate.

DELTA ACADEMIES TRUST
(FORMERLY KNOWN AS SCHOOL PARTNERSHIP TRUST ACADEMIES)

NOTES TO THE FINANCIAL STATEMENTS
For the year ended 31 August 2017

Statement of Accounting Policies (continued)

Local Government Pension Scheme

The LGPS is a funded scheme and the assets are held separately from those of the academy trust in separate trustee administered funds. Pension scheme assets are measured at fair value and liabilities are measured on an actuarial basis using the projected unit method and discounted at a rate equivalent to the current rate of return on a high quality corporate bond of equivalent term and currency to the liabilities. The actuarial valuations are obtained at least triennially and are updated at each balance sheet date. The amounts charged to operating surplus are the current service costs and gains and losses on settlements and curtailments. They are included as part of staff costs as incurred. Net interest on the net defined benefit liability / asset is also recognised in the Statement of Financial Activities and comprises the interest cost on the defined benefit obligation and interest income on the scheme assets, calculated by multiplying the fair value of the scheme assets at the beginning of the period by the rate used to discount the benefit obligations. The difference between the interest income on the scheme assets and the actual return on the scheme assets is recognised in other recognised gains and losses.

Actuarial gains and losses are recognised immediately in other recognised gains and losses.

Fund accounting

Unrestricted income funds represent those resources which may be used towards meeting any of the charitable objectives of the Trust at the discretion of the Directors.

Restricted fixed asset funds are resources which are to be applied to specific capital purposes imposed by funders, where the asset acquired or created is held for a specific purpose.

Restricted general funds comprise all other restricted funds received with restrictions imposed by the funder/ donor and include grants from the Education Funding Agency / Department for Education and other donors which are to be used for specific purposes.

Critical accounting estimates and areas of judgement

Estimates and judgements are continually evaluated and are based on historical experience and other factors, including expectations of future events that are believed to be reasonable under the circumstances.

Critical accounting estimates and assumptions

The present value of the Local Government Pension Scheme defined benefit liability depends on a number of factors that are determined on an actuarial basis using a variety of assumptions. The assumptions used in determining the net cost (income) for pensions include the discount rate. Any changes in these assumptions, which are disclosed in note 27, will impact the carrying amount of the pension liability.

Furthermore a roll forward approach which projects results from the latest full actuarial valuation performed at 31 March 2016 has been used by the actuary in valuing the pension liability as at 31 August 2017. Any differences between the figures derived from the roll forward approach and a full actuarial valuation would impact on the carrying amount of the pension liability.

DELTA ACADEMIES TRUST
(FORMERLY KNOWN AS SCHOOL PARTNERSHIP TRUST ACADEMIES)

NOTES TO THE FINANCIAL STATEMENTS
For the year ended 31 August 2017

Statement of Accounting Policies (continued)

Areas of judgement

In line with the accounting policy management have reviewed for impairment both freehold and leasehold properties which required an element of judgement. See note 12 for further details.

Consolidation Exemption

The accounting of the subsidiary, Delta Academies Services Limited, does not justify consolidation as the related results, assets, liabilities and cash flows are not deemed to be material to the organisation as a whole. Therefore the charity has applied the exemptions permitted in SORP paragraph 383 and not consolidated the results of the subsidiary.

These financial statements therefore present information about the Trust as an individual entity.

DELTA ACADEMIES TRUST
(FORMERLY KNOWN AS SCHOOL PARTNERSHIP TRUST ACADEMIES)

NOTES TO THE FINANCIAL STATEMENTS
For the year ended 31 August 2017

2 Donations and Capital Grants	Unrestricted Funds 2017 £'000	Restricted Funds 2017 £'000	2017 Total £'000	2016 Total £'000
Donated Assets		36,550	36,550	12,652
Other Grants	-	250	250	216
Other Donations	4	101	105	184
Capital Grants				
- DfE / EFA	-	432	432	5,248
- Other government	-	79	79	225
Funds from merger	-	-	-	881
Capital from merger	-	-	-	179
	<u>4</u>	<u>37,412</u>	<u>37,416</u>	<u>19,585</u>

The income from donations and capital grants was £37,416,000 (2016: £19,585,000) of which £4,000 was unrestricted (2016: £184,000), £37,061,000 restricted fixed assets (2016: £18,304,000) and £351,000 other restricted (2016: £1,097,000). DfE/EFA capital grants includes grants accrued in previous years written off amounting to £119,000.

Donated assets relate to new builds as part of the Priority Schools Building Project for Don Valley Academy of £19,800,000; for Leamington Primary and Nursery Academy of £4,250,000; and for The Vale Academy of £12,500,000. Don Valley Academy's building is shown within freehold land and buildings, with the buildings of Leamington Primary and Nursery Academy and The Vale Academy shown within leasehold land and buildings.

3 Funding For Educational Operations

	Unrestricted Funds 2017 £'000	Restricted Funds 2017 £'000	2017 Total £'000	2016 Total £'000
DfE / EFA and Other Government Grants				
DfE / EFA General Annual Grant	-	89,092	89,092	96,037
DfE / EFA Start Up Grants	-	259	259	308
DfE / EFA Pupil Premium	-	7,064	7,064	7,637
DfE / EFA Other Grants	-	2,185	2,185	2,201
Other Government Revenue Grants	-	5,052	5,052	5,485
	<u>-</u>	<u>103,652</u>	<u>103,652</u>	<u>111,668</u>
Other Income				
School Trips	-	873	873	879
Catering Income	902	-	902	835
Music Lessons	-	93	93	93
Insurance Income	83	-	83	185
Other grants	-	61	61	50
Uniform Sales	39	-	39	45
	<u>1,024</u>	<u>1,027</u>	<u>2,051</u>	<u>2,087</u>
	<u>1,024</u>	<u>104,679</u>	<u>105,703</u>	<u>113,755</u>

The income from funding for educational operations was £105,703,000 (2016: £113,755,000) of which £1,024,000 was unrestricted (2016: £1,065,000) and £104,679,000 other restricted (2016: £112,690,000).

The master funding agreement is not subject to limits on the amount of GAG that it could carry forward at 31 August 2017.

DfE / EFA other grants were £2,185,000 (2016: £2,201,000) which includes a grant of £827,000 for Universal Infant Free School Meals, £456,000 for Teaching Schools / School Direct, £253,000 Restructure grants, £245,000 Primary School Sports Grant, £224,000 Year 7 Catch Up Premium, £140,000 16-18 Bursary and other DfE / EFA £40,000.

Other government revenue grants were £5,052,000 (2016: £5,485,000). This relates to local authority grants of £5,052,000 (2016: £5,485,000) which includes grants for Early Years Foundation Stage £2,251,000, SEN funding £879,000, Discretionary Funding £799,000, Growth Funding £354,000, Pupil Premium / Looked After Children £303,000, Top Up Funding £194,000, Learning Centre Provision £101,000, Cluster / Extended Services £74,000, Area Inclusion Partnership funding £55,000 and other local authority grants £42,000.

NOTES TO THE FINANCIAL STATEMENTS
For the year ended 31 August 2017

4 Other Trading Activities

	Unrestricted Funds 2017 £'000	Restricted Funds 2017 £'000	2017 Total £'000	2016 Total £'000
Lettings	321	-	321	326
Educational programme delivery	-	223	223	63
Training activities	-	25	25	19
Sports Coaching and Co-ordination	-	222	222	249
Nursery fees	-	51	51	38
Staff Secondments	-	75	75	127
Other income	336	259	595	652
	<u>657</u>	<u>855</u>	<u>1,512</u>	<u>1,474</u>

The income from other trading activities was £1,512,000 (2016: £1,474,000) of which £657,000 was unrestricted (2016: £762,000) and £855,000 other restricted (2016: £712,000).

5 Investment Income

	Unrestricted Funds 2017 £'000	Restricted Funds 2017 £'000	2017 Total £'000	2016 Total £'000
Bank interest	86	-	86	139
	<u>86</u>	<u>-</u>	<u>86</u>	<u>139</u>

The income from investments was £86,000 (2016: £139,000) of which all income in 2017 and 2016 related to unrestricted funds.

6 Resources Expended

	Staff Costs	Non Pay Expenditure		Total	Total
	£'000	Fixed Asset Expenses £'000	Other Costs £'000	2017 £'000	2016 £'000
Educational operations					
· Direct costs (note 7)	52,619	7,995	8,149	68,763	74,961
· Allocated support costs (note 7)	33,674	24,921	17,408	76,003	63,177
	<u>86,293</u>	<u>32,916</u>	<u>25,557</u>	<u>144,766</u>	<u>138,138</u>

Resources expended were £144,766,000 (2016: £138,138,000) of which £2,332,000 was unrestricted (2016: £738,000), £32,916,000 restricted fixed assets (2016: £20,221,000) and £109,518,000 other restricted (2016: £117,179,000).

Net incoming/outgoing resources for the year include:

	2017 £'000	2016 £'000
Operating leases		
- land and buildings	118	236
- plant, machinery and equipment	469	524
- other leases	132	107
Audit		
- audit of financial statements	60	83
- other	16	26
Internal Audit	31	33
Depreciation	7,995	7,965
Impairment	-	5,051
(Profit) / loss on disposal of fixed assets	11,560	7,184
Governors' liability insurance	<u>21</u>	<u>21</u>

Included within resources expended are irrecoverable debts amounting to £1,592 (2016: £1,307). In addition assets were disposed of in the year with a Net Book Value of £12,196,950 (2016: £3,406). It should be noted that write-offs relating to old school buildings, where a new building became available during the year, totalled £11,459,000.

DELTA ACADEMIES TRUST
(FORMERLY KNOWN AS SCHOOL PARTNERSHIP TRUST ACADEMIES)

NOTES TO THE FINANCIAL STATEMENTS
For the year ended 31 August 2017

7 Charitable Activities - Educational Operations

	Total 2017 £'000	Total 2016 £'000
Direct costs		
Teaching staff costs	52,619	58,530
Depreciation	7,995	7,965
Educational supplies	1,793	1,970
Examination fees	1,026	1,189
Vehicle Costs	688	746
School uniform	232	122
Educational visits	957	987
Educational consultancy	320	346
Music services	270	289
External provision of educational resources	1,617	1,569
Hire of equipment	27	25
Furniture and equipment (non capital)	402	445
Other educational services	377	345
Other direct costs	440	433
	<u>68,763</u>	<u>74,961</u>
Support costs		
Support staff costs	33,051	32,353
Recruitment and support	230	258
Maintenance of premises and equipment	2,564	3,234
Cleaning	1,284	1,437
Health and safety	82	125
Rent & rates	1,042	1,188
Insurance	631	818
Utilities	1,729	1,951
Security	158	146
Telephone	279	332
Catering	3,223	3,263
Marketing and advertising	130	84
HR, payroll, legal fees and other professional services	184	352
Printing, postage and stationery	1,035	1,214
Licences and subscriptions	150	175
Training	505	608
Travel and subsistence	328	338
Technology	1,426	1,431
Bank interest and charges	25	26
Finance lease interest	39	21
Other support costs	638	763
Loss on disposal of fixed assets	11,560	7,184
Transfer out fixed assets (See note 30)	13,323	-
Transfer out other assets/liabilities (See note 30)	1,573	-
Impairment	-	5,051
VAT irrecoverable	13	11
	<u>75,202</u>	<u>62,363</u>
Governance staff costs	623	630
Governor services	71	42
Audit		
- audit of financial statements	60	83
- internal audit	31	33
- other	16	26
	<u>801</u>	<u>814</u>
Total Support Costs	<u>76,003</u>	<u>63,177</u>
Total Costs	<u>144,766</u>	<u>138,138</u>

Total direct and support costs were £144,766,000 (2016: £138,138,000) of which £2,332,000 was unrestricted (2016: £738,000), £32,916,000 restricted fixed assets (2016: £20,221,000,) and £109,518,000 other restricted (2016: £117,179,000).

The loss on disposal includes £11,459,000 relating to the demolition of old school buildings, where a new building became available during the year under the Priority Schools Building Project.

NOTES TO THE FINANCIAL STATEMENTS
For the year ended 31 August 2017

8 Staff Costs

a) Staff cost	Total	Total
Staff costs during the year were:	2017	2016
	£'000	£'000
Wages and salaries	61,623	69,471
Social security costs	5,694	5,552
Other pension costs	14,966	13,209
Apprenticeship Levy	108	-
	<u>82,391</u>	<u>88,232</u>
Supply staff costs	2,632	2,938
Staff restructuring costs	1,270	343
	<u>86,293</u>	<u>91,513</u>
Staff restructuring costs comprise:		
- Redundancy payments	890	263
- Severance payments	380	79
- Other restructuring costs	-	1
	<u>1,270</u>	<u>343</u>

b) Staff severance payments

Included within the staff restructuring costs are severance payments totalling £380,000. Individually, the payments were:

£43,000 - £33,098 - £31,715 - £26,866 - £24,000 - £23,814 - £22,600 - £19,037 - £17,341 - £17,089 - £11,033 - £10,866 - £10,000 - £9,868 - £9,084 - £8,504 - £8,504 - £8,265 - £8,265 - £8,110 - £8,000 - £5,000 - £5,000 - £2,671

c) Staff numbers

The average number of persons (including senior management team) employed by Delta Academies Trust during the year expressed as full time equivalents were as follows:

	2017	2016
	No.	No.
Charitable Activities		
Teachers	1,021	1,181
Admin and support	1,085	1,246
Management and central team	73	57
	<u>2,179</u>	<u>2,484</u>

The average number of persons (including senior management team) employed by Delta Academies Trust during the year were as follows:

	2017	2016
	No.	No.
Charitable Activities		
Teachers	1,089	1,254
Admin and support	1,481	1,672
Management and central team	78	60
	<u>2,648</u>	<u>2,986</u>

d) Higher paid staff

The number of employees whose emoluments fell within the following bands was:

	2017	2016
	No.	No.
£60,001 - £70,000	23	26
£70,001 - £80,000	12	4
£80,001 - £90,000	8	13
£90,001 - £100,000	4	9
£100,001 - £110,000	1	4
£110,001 - £120,000	2	3
£120,001 - £130,000	2	2
£140,001 - £150,000	1	1
£180,001 - £190,000	1	-

48 of the above employees participated in the Teachers' Pension Scheme. During the year ended 31 August 2017, pension contributions for these staff amounted to £617,974 (2016: £751,832). 4 employees participated in the Local Government Pension Scheme, with pension contributions amounting to £49,544 (2016: £45,527).

e) Key management personnel

The key management personnel of Delta Academies Trust comprise the senior management team as listed on page 3. The total amount of employee benefits (including employer pension contributions) received by key management personnel for their services to the academy trust was £1,359,141 (2016: £1,529,687).

**DELTA ACADEMIES TRUST
(FORMERLY KNOWN AS SCHOOL PARTNERSHIP TRUST ACADEMIES)**

**NOTES TO THE FINANCIAL STATEMENTS
For the year ended 31 August 2017**

9 Remuneration and Expenses

Directors: 1 director receives remuneration in respect of services they provide undertaking his role within the trust and not in respect of his services as a director. Other directors did not receive any payments in respect of their roles as a director. Expenses amounting to £10,635 (2016: £10,919) were paid during the year to 6 directors.

Mr Paul Tam (Chief Executive Officer)
£180,001 - £185,000 (2016: £90,001 - £95,000)

The above employee participated in the Teachers' Pension Scheme. During the year ended 31 August 2017 pension contributions amounted to £30,151 (2016: £15,012).

Sir Paul Edwards (Chief Executive Officer - resigned 21 October 2015)
£NIL (2016: £20,001 - £25,000)

The above employee did not participate in the Teachers' Pension Scheme.

Mrs Karen Bromage (Director of Finance)
£NIL (2016: £75,001 - £80,000)

The above employee participated in the Local Government Pension Scheme. During the year ended 31 August 2017 pension contributions amounted to £17,847 (2016 - £10,940).

Related party transactions are set out in note 28.

10 Governors' and Officers Insurance

In accordance with normal commercial practice the trust has purchased insurance to protect directors, education advisory board members and officers from claims arising from negligent acts, errors or omissions whilst on academy business. The insurance provides cover up to £1,000,000 on any one claim and the costs for the year ended 31 August 2017 were £20,636 (2016: £21,114). The cost of this insurance is included in the total insurance cost.

11 Central Services

The academy trust has provided the following central services to its academies during the year:

- School improvement
- Financial management
- HR and legal advice
- ICT strategy
- Facilities management
- Curriculum design
- Staff deployment
- Recruitment
- Audit services (internal and external)
- Post 16 leadership
- Data and SIMS support
- Business services
- Governance
- Compliance
- Leadership Development and CPD

The trust charges for these services based on a percentage of GAG income excluding grants received towards rates and insurance. In 2017 this was 3.9% (2016: 3.9%). In addition where academies have received additional growth funding / place funding from local authorities a further 3.9% has been charged (2016: 3.9%).

NOTES TO THE FINANCIAL STATEMENTS
For the year ended 31 August 2017

11 Central Services (continued)

The amounts charged during the year were as follows:

	2017 £'000	2016 £'000
Ash Hill Academy	165	174
Craven Primary Academy	34	32
Crookesbroom Primary Academy	31	34
De Lacy Academy	121	161
De Warenne Academy	158	123
Don Valley Academy	200	208
East Garforth Primary Academy	36	41
England Lane Academy	32	30
Estcourt Primary Academy	47	49
Garforth Academy	343	347
Grange Lane Infant Academy	26	28
Green Lane Primary Academy	54	51
Hatfield Woodhouse Primary School	30	29
Highfields Primary Academy	24	23
Hull Trinity House Academy	122	112
Ingleby Manor Free School	64	37
John Whitgift Academy	88	105
Kingston Park Academy	34	31
Leamington Primary and Nursery Academy	21	50
Macaulay Primary Academy	76	81
Manor Croft Academy	136	136
Melior Community Academy	148	156
Mersey Primary Academy	31	30
Park View Primary Academy	39	37
Pheasant Bank Academy	57	52
Queen Elizabeths Academy	-	118
Rossington All Saints Academy	150	145
Rowena Academy	37	35
Serby Park Academy	146	165
Simpsons Lane Academy	56	53
Strand Primary Academy	35	38
St Wilfrid's Academy	49	65
The Elland Academy	53	55
The Grove Academy	16	14
The Parks Academy	47	45
The South Leeds Academy	246	244
The Vale Academy	151	147
Vale Primary Academy	35	35
Wainwright Primary Academy	-	61
Weelsby Academy	57	58
Whetley Academy	98	111
Willoughby Road Primary Academy	54	54
Willow Green Academy	35	36
Willows Academy	23	24
Worlaby Academy	15	14
Wybers Wood Academy	58	58
	<u>3,478</u>	<u>3,732</u>

DELTA ACADEMIES TRUST
(FORMERLY KNOWN AS SCHOOL PARTNERSHIP TRUST ACADEMIES)

NOTES TO THE FINANCIAL STATEMENTS
For the year ended 31 August 2017

12 Tangible Fixed Assets

	Freehold Land and Buildings	Leasehold Land and Buildings	Fixtures and Fittings	Computer Equipment	Total
	£'000	£'000	£'000	£'000	£'000
Cost or Valuation					
At 1 September 2016	32,764	162,704	5,377	5,850	206,695
Additions	20,617	18,954	1,842	1,429	42,842
Disposals	(9,296)	(6,117)	(36)	(200)	(15,649)
Transfer on demerger	-	(17,029)	(245)	(245)	(17,519)
At 31 August 2017	<u>44,085</u>	<u>158,512</u>	<u>6,938</u>	<u>6,834</u>	<u>216,370</u>
Depreciation					
At 1 September 2016	6,375	22,843	1,141	3,635	33,994
Charged in year	1,402	4,832	587	1,174	7,995
Disposals	(2,319)	(1,591)	(12)	(160)	(4,082)
Transfer on demerger	-	(3,998)	(46)	(154)	(4,198)
At 31 August 2017	<u>5,458</u>	<u>22,086</u>	<u>1,670</u>	<u>4,495</u>	<u>33,709</u>
Net book values					
At 31 August 2017	<u>38,627</u>	<u>136,426</u>	<u>5,268</u>	<u>2,339</u>	<u>182,661</u>
At 31 August 2016	<u>26,389</u>	<u>139,861</u>	<u>4,236</u>	<u>2,215</u>	<u>172,701</u>

All assets held at the year end were for the provision of education.

Included within gross assets of £216,370,000 is £44,085,000 of freehold land and buildings. This includes £3,529,000 of non depreciable assets.

Freehold land and building additions include £19,800,000 which relates to a new build at Don Valley Academy as part of the Priority Schools Building Project. Leasehold land and building additions include £12,500,000 which relates to a new build at The Vale Academy as part of the Priority Schools Building Project and £4,256,125 which relates to a new build at Leamington Primary and Nursery Academy as part of the Priority Schools Building Project.

Management have assessed the carrying value of their residual portfolio and identified no indicators of impairment. As such no adjustments have been recognised.

It should be noted that disposals relating to the demolition of old school buildings, where a new building became available during the year, totalled £11,459,000. The individual building net book values were as follows; - £6,977,000 in respect of freehold property at Don Valley Academy, £3,159,000 in respect of leasehold property at The Vale Academy and £1,323,000 in respect of leasehold property at Leamington Primary and Nursery Academy. The amount of £11,459,000 is included within losses on disposal of assets within Note 7.

The NBV of fixed assets relating to academy's that transferred out during the year amounted to £13,323,000 - this related to the following individual academies; Leamington Primary and Nursery Academy £4,303,000, Queen Elizabeth's Academy £6,623,000 and Wainwright Primary Academy £2,397,000. The transfer of Fixed Assets amounting to £13,323,000 is shown as expenditure within the Restricted Fixed Asset Fund on the Statement of Financial Activities.

13 Stock

	2017	2016
	£'000	£'000
Uniform	30	46
Catering	5	5
	<u>35</u>	<u>51</u>

DELTA ACADEMIES TRUST
(FORMERLY KNOWN AS SCHOOL PARTNERSHIP TRUST ACADEMIES)

NOTES TO THE FINANCIAL STATEMENTS
For the year ended 31 August 2017

14 Debtors: amounts owed within one year	2017	2016
	£'000	£'000
Trade debtors	470	265
Prepayments	1,421	1,493
Accrued income	1,811	6,471
Other debtors	937	133
VAT recoverable	812	1,202
Amount due from subsidiary undertaking	35	32
	<u>5,486</u>	<u>9,596</u>

15 Creditors: amounts falling due within one year	2017	2016
	£'000	£'000
Trade creditors	3,637	3,612
Taxation and social security	1,510	1,644
ESFA creditor: abatement of GAG	315	320
Other creditors	1,755	1,672
Loans	57	17
Accruals	1,887	2,142
Deferred income	744	1,294
Finance lease	744	759
	<u>10,649</u>	<u>11,460</u>

Deferred income	2017
	£'000
Deferred Income at 1 September 2016	1,294
Resources deferred in the year	744
Amounts utilised from previous years	<u>(1,294)</u>
Deferred Income at 31 August 2017	<u>744</u>

Deferred income held at 31st August 2017 includes Universal Infant Free School Meals grant £476,000 other LA grant funding £72,000, trips income £122,000, other grants £7,000, School Direct £25,000, Teaching Schools grants £27,000 and other income £15,000.

16 Creditors: amounts falling due after more than one year

	2017	2016
	£'000	£'000
Loans		
Due 1 - 2 years	113	13
Due 2 - 5 years	337	38
Due over 5 years	817	74
	<u>1,067</u>	<u>125</u>
Finance Leases		
Due 1 - 2 years	729	744
Due 2 - 5 years	2,098	2,142
Due over 5 years	7,386	8,071
	<u>10,213</u>	<u>10,957</u>

During the year a DFE loan of £1,000,000 was taken out under the MAT pilot scheme. The loan is repayable over 10 years and interest is charged at 1.91%.

Other loans outstanding at 31 August 2017 of £124,000 relate to loans transferred on conversion. There is no interest charged on these loans.

The finance leases relate to PFI commitments on Manor Croft Academy and The South Leeds Academy interest is being charged at 2%

DELTA ACADEMIES TRUST
(FORMERLY KNOWN AS SCHOOL PARTNERSHIP TRUST ACADEMIES)

NOTES TO THE FINANCIAL STATEMENTS
For the year ended 31 August 2017

17 Funds

	Balance at 1 September 2016 £'000	Incoming resources £'000	Resources expended £'000	Gains, losses and transfers £'000	Balance at 31 August 2017 £'000
Restricted general funds					
General Annual Grant (GAG)	9,661	89,092	(88,524)	(4,146)	6,083
Start Up Grant	-	259	(259)	-	-
Other DfE/ESFA grants	22	9,310	(9,308)	-	24
Other government income	254	5,052	(5,083)	-	223
Other grants	25	250	(275)	-	-
Other restricted	2,038	1,922	(1,223)	(211)	2,526
Funds from Merger	1,463	-	(542)	-	921
	13,463	105,885	(105,214)	(4,357)	9,777
Pension reserve	(52,332)	-	(4,304)	19,654	(36,982)
	(38,869)	105,885	(109,518)	15,297	(27,205)
Restricted fixed asset funds					
DfE/ESFA capital grants and expenditure from GAG	34,336	511	(3,158)	4,466	36,155
Other capital grants	351	-	-	-	351
Capital from merger	391	-	(31)	-	360
Donated assets	130,312	36,550	(29,727)	(109)	137,026
	165,390	37,061	(32,916)	4,357	173,892
Total restricted funds	126,521	142,946	(142,434)	19,654	146,687
Unrestricted funds					
Transfer from Local Authority on conversion	3,584	-	(1,093)	-	2,491
Other unrestricted funds	7,039	1,771	(1,239)	-	7,571
Unrestricted Funds from Merger	234	-	-	-	234
Total unrestricted funds	10,857	1,771	(2,332)	-	10,296
Total funds	137,378	144,717	(144,766)	19,654	156,983

The specific purposes for which the funds are to be applied are as follows:

Restricted general funds are to be applied for specific purposes.

Restricted fixed asset funds are resources which are to be applied to specific capital purposes. The balance includes the net book value of fixed assets of £182,661,000, ESFA / DfE Capital Grants carried forward of £2,168,000, less amounts due in relation to finance leases outstanding on PFI academies of £10,957,000.

£4,357,000 was transferred from restricted General Annual Grant to the restricted fixed asset fund to support the purchase of computer equipment and furniture and equipment.

The master funding agreement is not subject to limits on the amount of GAG that it could carry forward at 31 August 2017.

NOTES TO THE FINANCIAL STATEMENTS
For the year ended 31 August 2017

17 Funds (continued)

Analysis of academies by fund balance

Fund balances at 31 August 2017 were allocated as follows:	£'000
Ash Hill Academy	458
Craven Primary Academy	212
Crookesbroom Primary Academy	340
De Lacy Academy	1,075
De Warenne Academy	922
Don Valley Academy	21
East Garforth Primary Academy	266
England Lane Academy	95
Estcourt Primary Academy	263
Garforth Academy	1,815
Grange Lane Infant Academy	154
Green Lane Primary Academy	404
Hatfield Woodhouse Primary School	437
Highfields Primary Academy	230
Hull Trinity House Academy	589
Ingleby Manor Free School	82
John Whitgift Academy	433
Kingston Park Academy	150
Macaulay Primary Academy	488
Manor Croft Academy	934
Melior Community Academy	193
Mersey Primary Academy	240
Park View Primary Academy	605
Pheasant Bank Academy	694
Rossington All Saints Academy	1,414
Rowena Academy	146
Serby Park Academy	262
Simpsons Lane Academy	474
Strand Primary Academy	546
St Wilfrid's Academy	495
The Elland Academy	310
The Grove Academy	350
The Parks Academy	105
The South Leeds Academy	319
The Vale Academy	744
Vale Primary Academy	182
Weelsby Academy	330
Whetley Academy	407
Willoughby Road Primary Academy	90
Willow Green Academy	206
Willows Academy	169
Worlaby Academy	70
Wybers Wood Academy	215
Central services	2,140
Total before fixed assets and pension reserve	<u>20,074</u>
Restricted fixed asset fund	173,892
Pension reserve	<u>(36,982)</u>
Total	<u>156,984</u>

DELTA ACADEMIES TRUST
(FORMERLY KNOWN AS SCHOOL PARTNERSHIP TRUST ACADEMIES)

NOTES TO THE FINANCIAL STATEMENTS
For the year ended 31 August 2017

17 Funds (continued)

Analysis of academies by cost

	Teaching Staff Costs	Other Support Staff Costs	Educational Supplies	Other Costs (excluding fixed asset expenses)	Fixed Asset Expenses	Total 2017
	£'000	£'000	£'000	£'000	£'000	£'000
Ash Hill Academy	2,640	1,266	83	1,139	339	5,467
Craven Primary Academy	430	354	14	250	141	1,189
Crookesbroom Primary Academy	462	257	39	310	99	1,167
De Lacy Academy	1,936	774	67	786	213	3,776
De Warrenne Academy	2,548	1,040	39	944	326	4,897
Don Valley Academy	3,389	1,144	75	1,149	7,437	13,194
East Garforth Primary Academy	543	227	33	298	131	1,232
England Lane Academy	358	271	13	297	85	1,024
Estcourt Primary Academy	659	593	17	363	96	1,728
Garforth Academy	5,749	2,172	146	1,632	833	10,532
Grange Lane Infant Academy	436	321	15	251	71	1,094
Green Lane Primary Academy	762	455	60	392	136	1,805
Hatfield Woodhouse Primary School	391	257	28	213	94	983
Highfields Primary Academy	364	204	14	179	47	808
Hull Trinity House Academy	1,988	663	43	788	505	3,987
Ingleby Manor Free School	1,121	364	52	598	386	2,521
John Whitgift Academy	1,376	883	39	872	233	3,403
Kingston Park Academy	372	331	18	286	87	1,094
Leamington Primary and Nursery Academy	275	239	20	249	5,660	6,443
Macaulay Primary Academy	1,021	770	51	548	152	2,542
Manor Croft Academy	1,821	587	88	1,068	270	3,834
Mellor Community Academy	2,258	936	68	1,086	240	4,588
Mersey Primary Academy	455	286	14	232	50	1,037
Park View Primary Academy	532	373	21	281	95	1,302
Pheasant Bank Academy	785	400	26	438	88	1,737
Queen Elizabeth's Academy	-	-	-	1,253	6,622	7,875
Rossington All Saints Academy	2,115	1,677	64	1,156	295	5,307
Rowena Academy	627	396	16	296	82	1,417
Seriby Park Academy	2,561	1,369	92	1,157	309	5,508
Simpsons Lane Academy	773	526	28	454	115	1,896
Strand Primary Academy	402	351	26	252	83	1,114
St Wilfrid's Academy	924	614	9	616	150	2,111
The Elland Academy	761	392	9	345	184	1,854
The Grove Academy	611	174	6	211	36	1,188
The Parks Academy	2,628	1,570	26	352	80	1,685
The South Leeds Academy	2,502	687	132	1,875	330	6,535
The Vale Academy	483	273	10	856	3,574	7,735
Vale Primary Academy	-	-	-	80	80	1,190
Wainwright Primary Academy	-	-	-	211	2,397	2,608
Weelsby Academy	1,098	819	49	490	72	2,031
Whetley Academy	824	1,005	74	669	199	3,045
Willoughby Road Primary Academy	495	618	25	379	73	1,919
Willow Green Academy	311	262	17	321	52	1,147
Willows Academy	218	225	24	169	58	787
Wortaby Academy	726	98	7	108	49	480
Wybers Wood Academy	790	496	27	404	117	1,770
Central services	53,061	1,791	12	(2,862)	142	(127)
		28,928	1,852	23,705	32,916	140,462

NOTES TO THE FINANCIAL STATEMENTS
For the year ended 31 August 2017

18 Analysis of net assets between funds

Fund balances at 31 August 2017 are represented by:

	Unrestricted General Fund £'000	Restricted General Fund £'000	Restricted Fixed Asset Fund £'000	Total 2017 £'000
Tangible fixed assets	-	-	182,661	182,661
Current assets	10,296	20,768	2,169	33,233
Current liabilities	-	(9,924)	(725)	(10,649)
Long term liabilities	-	(1,067)	(10,213)	(11,280)
Pension scheme liability	-	(36,982)	-	(36,982)
Total net assets	10,296	(27,205)	173,892	156,983

19 Capital Commitments

	2017 £'000	2016 £'000
Contracted for, but not provided in the financial statements	776	1,528

20 Financial Commitments

Operating leases

At 31 August 2017 the total of the Trust's future minimum lease payments under non-cancellable operating leases were:

	2017 £'000	2016 £'000
Land and buildings		
Expiring within one year	88	115
Expiring within two and five years inclusive	88	172
Expiring in over five years	-	-
	<u>176</u>	<u>287</u>
Other		
Expiring within one year	481	590
Expiring within two and five years inclusive	758	904
Expiring in over five years	4	3
	<u>1,243</u>	<u>1,497</u>

DELTA ACADEMIES TRUST
(FORMERLY KNOWN AS SCHOOL PARTNERSHIP TRUST ACADEMIES)

NOTES TO THE FINANCIAL STATEMENTS
For the year ended 31 August 2017

21 Reconciliation of net income / (expenditure) to net cash flow from operating activities	2017 Total £'000	2016 Total £'000
Net income / (expenditure) for the reporting period (as per the statement of financial activities)	(49)	(3,185)
Adjusted for:		
Depreciation (note 12)	7,995	7,965
Impairment	-	5,051
Adjustment of fixed assets	-	-
Transfer of fixed assets	13,321	(179)
Loss on disposal of tangible fixed assets	11,567	7,184
Capital grants from DfE and other capital income	(630)	(5,473)
Interest receivable (note 5)	(86)	(139)
Interest payable on finance leases	39	21
Defined benefit pension scheme cost less contributions payable	3,257	812
Defined benefit pension scheme finance cost	1,047	1,105
(Increase) / decrease in stock	16	(4)
(Increase) / decrease in debtors	4,895	7,326
Increase / (decrease) in creditors	(837)	1,477
(Acquisition) / disposal of current asset investments	(50)	(66)
Net cash provided by / (used in) operating activities	<u>40,485</u>	<u>21,895</u>
22 Cashflows from financing activities		
Repayments of borrowing	(17)	(50)
Debt arising on inception of loan	215	-
Debt arising on inception of finance lease	-	10,584
Cash repayments on finance leases	(798)	(796)
Net cash provided by / (used in) financing activities	<u>(600)</u>	<u>9,738</u>
23 Cash flows from investing activities		
Dividends, interest and rents from investments	86	139
Proceeds from sale of tangible fixed assets	-	-
Purchase of tangible fixed assets	(42,842)	(27,619)
Additions to finance lease assets	-	(11,609)
Capital grants from DfE/EFA	551	5,248
Capital funding received from sponsors and others	79	225
Acquisition / (disposal) of current asset investments	50	66
Net cash provided by / (used in) investing activities	<u>(42,076)</u>	<u>(33,550)</u>
24 Analysis of cash and cash equivalents	At 31 August 2017 Total £'000	At 31 August 2016 Total £'000
Cash in hand and at bank	<u>27,712</u>	<u>29,904</u>
	<u>27,712</u>	<u>29,904</u>

25 Contingent Liabilities

During the period of the Funding Agreement, in the event of the sale or disposal by other means of any asset for which a Government capital grant was received, Delta Academies Trust is required either to re-invest the proceeds or to repay to the Secretary of State for Education the same proportion of the proceeds of the sale or disposal as equates with the proportion or the original cost met by the Secretary of State.

Upon termination of the Funding Agreement, whether as a result of the Secretary of State or the Academy serving notice, Delta Academies Trust shall repay to the Secretary of State sums determined by reference to:

- (a) the value at that time of the Academy's assets held for the purpose of the Academy; and
- (b) the extent to which expenditure incurred in providing those assets was met by payments by the Secretary of State under the Funding Agreement.

26 Members' Liability

Each member of the charitable company undertakes to contribute to the assets of the company in the event of it being wound up while he/she is a member, or within one year after he/she ceases to be a member, such amount as may be required, not exceeding £10 for the debts and liabilities contracted before he/she ceases to be a member.

**NOTES TO THE FINANCIAL STATEMENTS
For the year ended 31 August 2017**

27 Pension and Similar Obligations

The Trust's employees belong to two principal pension schemes: the Teachers' Pension Scheme England and Wales (TPS) for academic and related staff; and the Local Government Pension Scheme (LGPS) for non-teaching staff. Both are multi-employer defined benefit schemes.

The latest actuarial valuation of the TPS related to the period ended 31 March 2016 and of the LGPS 31 March 2013.

Contributions amounting to £817,920 (2016: £955,018) were payable to the Teachers Pension Scheme at 31 August 2017 and are included within creditors.

Contributions amounting to £423,939 (2016: £461,913) were payable to the Local Government Pension Scheme at 31 August 2017 and are included within creditors.

Teachers' Pension Scheme

The pension costs are assessed in accordance with the advice of independent qualified actuaries.

The employer's pension costs paid to TPS in the period ended 31 August 2017 amounted to £6,297,862 (2016: £7,150,000).

The Teachers' Pension Scheme (TPS) is a statutory, contributory, defined benefit scheme, governed by the Teachers' Pensions Regulations (2010) and from 1 April 2014, by Teachers' Pension Scheme Regulations 2014. Membership is automatic for full-time teachers in academies and, from 1 January 2007, automatic for teachers in part-time employment following appointment or change of contact, although they are able to opt out.

The TPS is an unfunded scheme and members contribute on a 'pay as you go' basis - these contributions along with those made by employers are credited to the Exchequer. Retirement and other pension benefits are paid by public funds provided by Parliament.

Valuation of the Teachers' Pension Scheme

Not less than every four years the Government Actuary, using normal actuarial principles, conducts a formal actuarial review of the TPS in accordance with the Public Service Pensions (valuations and Employer Cost Cap) Directions 2014 published by HM Treasury. The aim of the review is to specify the level of future contributions. Actuarial scheme valuations are dependent on assumptions about the value of future costs, design of benefits and many other factors.

The latest actuarial valuation of the TPS was out as at 31 March 2012 and in accordance with the Public Service Pensions (Valuation and Employer Cost Cap) Directions 2014. The valuation report was published by the Department for Education on 9 June 2014. The key elements of the valuation and subsequent consultation are:

- employer contribution rates set at 16.48% of pensionable pay (including a 0.08% employer administration charge (currently 14.1%);
- total scheme liabilities for service to the effective date of £191,500 million, and notional assets of £176,600 million, giving a notional past service deficit of £14,900 million; and
- an employer cost cap of 10.9% of pensionable pay will be applied to future valuations
- the assumed real rate of return is 3.0% in excess of prices and 2% in excess of earnings. The rate of real earnings growth is assumed to be 2.75%. The assumed nominal rate of return is 5.06%

Teachers' Pension Scheme Changes

During the previous year the employer contribution rate was 14.1%. The TPS valuation for 2012 determined an employer rate of 16.4% which was payable from September 2015. The next valuation of the TPS is currently underway based on April 2016 data, whereupon the employer contribution rate is expected to be reassessed and will be payable from 1 April 2019.

A copy of the valuation report and supporting documentation is on the Teachers' Pensions website.

DELTA ACADEMIES TRUST
(FORMERLY KNOWN AS SCHOOL PARTNERSHIP TRUST ACADEMIES)

NOTES TO THE FINANCIAL STATEMENTS
For the year ended 31 August 2017

27 Pension and Similar Obligations (continued)

Teachers' Pension Scheme Changes (continued)

Under the definitions set out in Financial Reporting Standard (FRS102), the TPS is a multi-employer pension scheme. The trust has accounted for its contributions to the scheme as if it were a defined contribution scheme. The trust has set out above the information on the scheme.

Local Government Pension Schemes

Delta Academies Trust is one of several employing bodies included within the Local Government Pension Scheme (LGPS).

The LGPS is a funded defined-benefit scheme, with the assets held in separate trustee-administered funds. Separate disclosure has been provided for each scheme - West Yorkshire Pension Fund, South Yorkshire Pension Authority, East Riding Pension Fund, Nottinghamshire County Council Pension Fund, North Yorkshire Pension Fund and Teeside Pension Fund.

Parliament has agreed, at the request of the Secretary of State for Education, to a guarantee that, in the event of academy closure, outstanding local government pension scheme liabilities would be met by the Department for Education. The guarantee came into force on 18 July 2013.

	£'000				
	Pension liability b/fwd	Inherited (liability) / asset in year	Net service costs	Actuarial gains / (losses)	Pension liability c/fwd
West Yorkshire					
Combined Academies (13)	(15,060)	-	(1,774)	7,457	(9,377)
	(15,060)	-	(1,774)	7,457	(9,377)
South Yorkshire					
Ash Hill Academy	(2,961)	-	(144)	589	(2,516)
Crookesbroom Primary Academy	(579)	-	(32)	123	(488)
De Warenne Academy	(1,191)	-	(214)	659	(746)
Don Valley Academy	(3,997)	-	(138)	730	(3,405)
Grange Lane Infant Academy	(537)	-	(37)	171	(403)
Hatfield Woodhouse Primary School	(484)	-	(36)	107	(413)
Highfields Primary Academy	(237)	-	(20)	42	(215)
Pheasant Bank Academy	(694)	-	(86)	161	(619)
Rossington All Saints Academy	(4,796)	-	(195)	1,347	(3,644)
Rowena Academy	(743)	-	(47)	164	(626)
St Wilfrid's Academy	(187)	-	(96)	56	(227)
	(16,406)	-	(1,045)	4,149	(13,302)
East Riding					
Combined Academies (15)	(11,212)	-	(766)	2,843	(9,135)
	(11,212)	-	(766)	2,843	(9,135)
Nottingham					
Kingston Park Academy	(1,025)	-	(74)	32	(1,067)
Leamington Primary & Nursery Academy	(1,040)	896	(48)	192	-
Queen Elizabeths Academy	(2,300)	2,300	-	-	-
Serby Park Academy	(3,699)	-	(488)	297	(3,890)
Wainwright Primary Academy	(1,274)	1,274	-	-	-
	(9,338)	4,470	(610)	521	(4,957)
North Yorkshire					
The Grove Academy	(251)	-	(40)	145	(146)
	(251)	-	(40)	145	(146)
Teeside					
Ingleby Manor Free School	(65)	-	(69)	69	(65)
	(65)	-	(69)	69	(65)
Total 2017	(52,332)	4,470	(4,304)	15,184	(36,982)
Total 2016	(29,970)	-	(1,917)	(20,445)	(52,332)

DELTA ACADEMIES TRUST
(FORMERLY KNOWN AS SCHOOL PARTNERSHIP TRUST ACADEMIES)

NOTES TO THE FINANCIAL STATEMENTS
For the year ended 31 August 2017

27 Pension and Similar Obligations (continued)

West Yorkshire Pension Fund (WYPF)

The total contribution made for the period ended 31 August 2017 were:

	2017 £000's			2016 £000's		
	Ers	Ees	Total	Ers	Ees	Total
Combined Academies (13)	956	450	1,406	901	451	1,352
	956	450	1,406	901	451	1,352

South Yorkshire Pension Authority (SYPA)

The total contribution made for the period ended 31 August 2017 were:

	2017 £000's			2016 £000's		
	Ers	Ees	Total	Ers	Ees	Total
Ash Hill Academy	209	50	259	199	50	249
Crookesbroom Primary Academy	42	10	52	42	10	52
De Warrene Academy	187	57	244	137	65	202
Don Valley Academy	216	47	263	207	47	254
Grange Lane Infant Academy	58	13	71	47	10	57
Hatfield Woodhouse Primary School	46	12	58	46	11	57
Highfields Primary Academy	31	9	40	29	8	37
Pheasant Bank Academy	60	16	76	56	14	70
Rossington All Saints Academy	262	66	328	232	63	295
Rowena Academy	62	16	78	60	15	75
St Wilfrid's Academy	40	25	65	36	28	64
	1,213	321	1,534	1,091	321	1,412

East Riding Pension Fund (ERPF)

The total contribution made for the period ended 31 August 2017 were:

	2017 £000's			2016 £000's		
	Ers	Ees	Total	Ers	Ees	Total
Combined Academies (15)	1,533	311	1,844	1,548	316	1,864
	1,533	311	1,844	1,548	316	1,864

Nottinghamshire County Council Pension Fund (NCCPF)

The total contribution made for the period ended 31 August 2017 were:

	2017 £000's			2016 £000's		
	Ers	Ees	Total	Ers	Ees	Total
Kingston Park Academy	45	14	59	35	11	46
Leamington Primary & Nursery Academy	24	8	32	67	22	89
Queen Elizabeths Academy	-	-	-	110	36	146
Serlby Park Academy	169	54	223	192	62	254
Wainwright Primary Academy	-	-	-	98	31	129
	238	76	314	502	162	664

North Yorkshire Pension Fund (NYPF)

The total contribution made for the period ended 31 August 2017 were:

	2017 £000's			2016 £000's		
	Ers	Ees	Total	Ers	Ees	Total
The Grove Academy	23	9	32	21	9	30
	23	9	32	21	9	30

Teeside Pension Fund

The total contribution made for the period ended 31 August 2017 were:

	2017 £000's			2016 £000's		
	Ers	Ees	Total	Ers	Ees	Total
Ingleby Manor Free School	39	16	55	21	9	30
	39	16	55	21	9	30

The estimated value of employer contributions for the year ended 31 August 2018 is £3,815,000.

DELTA ACADEMIES TRUST
(FORMERLY KNOWN AS SCHOOL PARTNERSHIP TRUST ACADEMIES)

NOTES TO THE FINANCIAL STATEMENTS
For the year ended 31 August 2017

27 Pension and Similar Obligations (continued)

West Yorkshire Pension Fund (WYPF)

The information below relates to the following academies; De Lacy Academy, East Garforth Primary Academy, England Lane Academy, Garforth Academy, Green Lane Primary Academy, Manor Croft Academy, Park View Primary Academy, Simpsons Lane Academy, The Elland Academy, The South Leeds Academy, Vale Primary Academy, Whetley Academy and Willow Green Academy.

Principal Actuarial Assumptions (%)	2017	2016
Rate of increase in salaries	3.3	3.4
Rate of increase for pensions in payment/inflation	2.0	1.9
Discount rate for scheme liabilities	2.5	2.0
Inflation assumption (CPI)	2.0	1.9

Commutation

The current mortality assumptions include sufficient allowance for future improvements in mortality rates. The assumed life expectations on retirement age 65 are:

	2017	2016
Retiring today:		
Males	22.1	22.7
Females	25.2	25.6
Retiring in 20 years:		
Males	23.0	24.9
Females	27.0	28.0

	2017	2016
Asset split (%):		
Equities	77.1	75.1
Property	4.5	4.8
Government bonds	9.6	11.2
Corporate bonds	3.9	4.2
Other	3.4	3.3
Cash	1.5	1.4
Total market value of assets	<u>100.0</u>	<u>100.0</u>

	2017	2016
Fair Value of fund assets	26,817	18,474
Present value of the defined benefit obligation	<u>(36,194)</u>	<u>(33,534)</u>
Net defined benefit pension liability	<u>(9,377)</u>	<u>(15,060)</u>

Total Expenditure Recognised in the Statement of Financial Activities

	2017	2016
Current service cost (net of employee contributions)	2,439	1,458
Past service cost	-	-
Losses (gains) on curtailments	-	-
Financing cost		
Interest on net defined benefit liability/(asset)	291	202
Pension expense	<u>2,730</u>	<u>1,660</u>

DELTA ACADEMIES TRUST
(FORMERLY KNOWN AS SCHOOL PARTNERSHIP TRUST ACADEMIES)

NOTES TO THE FINANCIAL STATEMENTS
For the year ended 31 August 2017

27 Pension and Similar Obligations (continued)

	2017	2016
Analysis of Pension Finance Income		
Interest income on assets	(381)	574
Interest on pension liabilities	672	(776)
Pension finance costs	<u>291</u>	<u>(202)</u>
Net movement on assets and liabilities		
B/fwd balance 1 September 2016	(15,060)	(5,766)
Employer contribution	956	901
Current service cost	(2,439)	(1,458)
Past service cost	-	-
Interest expense	(672)	(776)
Interest income on assets	381	574
Actuarial (losses) / gains	7,457	(8,535)
Deficit at 31 August 2017	<u>(9,377)</u>	<u>(15,060)</u>
Movement in the present value of defined benefit obligations:		
B/fwd balance 1 September 2016	33,534	20,338
Current service cost	2,439	1,458
Interest expense	672	776
Employee contributions	450	451
Actuarial (gains)/ losses	(593)	10,810
Benefits paid	(308)	(299)
Past service cost	-	-
At 31 August 2017	<u>36,194</u>	<u>33,534</u>
Movement in the fair value of fund assets:		
B/fwd balance 1 September 2016	18,474	14,572
Interest on assets	381	574
Remeasurement gains/ (losses)	6,864	2,275
Employer contributions	956	901
Employee contributions	450	451
Benefits paid	(308)	(299)
At 31 August 2017	<u>26,817</u>	<u>18,474</u>
Actual return on assets:	<u>7,245</u>	<u>2,849</u>
History of asset values, present value of liabilities and surplus/ deficit:		
Fair value of assets	26,817	18,474
Present value of liabilities	(36,194)	(33,534)
Deficit	<u>(9,377)</u>	<u>(15,060)</u>
History of experience gains and losses:		
Experience gains and losses on assets		
Amount	6,864	2,275
Percentage of assets	25.6%	12.3%

DELTA ACADEMIES TRUST
(FORMERLY KNOWN AS SCHOOL PARTNERSHIP TRUST ACADEMIES)

NOTES TO THE FINANCIAL STATEMENTS
For the year ended 31 August 2017

27 Pension and Similar Obligations (continued)
South Yorkshire Pension Authority (SYPAA)

Principal Actuarial Assumptions (%)	Aah Hill Academy		Crookesbrook Primary Academy		De Wainre Academy		Don Valley Academy		Grange Lane Infant Academy		Hatfield Woodhouse Primary School		Highfields Primary Academy		Pheasant Bank Academy		Roevington All Saints Academy		Rowena Academy		St Wilfrids Academy		Total	
	2017	2016	2017	2016	2017	2016	2017	2016	2017	2016	2017	2016	2017	2016	2017	2016	2017	2016	2017	2016	2017	2016	2017	2016
Rate of increase in salaries	3.45	3.55	3.45	3.55	3.45	3.55	3.45	3.55	3.45	3.55	3.45	3.55	3.45	3.55	3.45	3.55	3.45	3.55	3.45	3.55	3.45	3.05	3.45	3.88
Rate of increase for pensions in payment/initiation	2.20	1.9	2.20	1.9	2.20	1.9	2.20	1.9	2.20	1.9	2.20	1.9	2.20	1.9	2.20	1.9	2.20	1.9	2.20	1.9	2.20	2.2	2.2	1.8
Discount rate for scheme liabilities	2.40	2.1	2.40	2.1	2.40	2.1	2.40	2.1	2.40	2.1	2.40	2.1	2.40	2.1	2.40	2.1	2.40	2.1	2.40	2.1	2.50	2.2	2.4	2.1
Inflation assumption (CPI)	2.20	1.8	2.20	1.8	2.20	1.8	2.20	1.8	2.20	1.8	2.20	1.8	2.20	1.8	2.20	1.8	2.20	1.8	2.20	1.8	2.20	1.9	2.2	1.8

Commutation
The current mortality assumptions include sufficient allowance for future improvements in mortality rates.
The assumed life expectations on retirement age 65 are:

	2017	2016	2017	2016	2017	2016	2017	2016	2017	2016	2017	2016	2017	2016	2017	2016	2017	2016	2017	2016	2017	2016	2017	2016	
Retiring today:																									
Males	22.9	23	22.9	23	22.9	23	22.9	23	22.9	23	22.9	23	22.9	23	22.9	23	22.9	23	22.9	23	22.9	23	22.9	23	23.0
Females	25.7	25.7	25.7	25.7	25.7	25.7	25.7	25.7	25.7	25.7	25.7	25.7	25.7	25.7	25.7	25.7	25.7	25.7	25.7	25.7	25.7	25.7	25.7	25.7	25.7
Retiring in 20 years:																									
Males	25.1	25.4	25.1	25.4	25.1	25.4	25.1	25.4	25.1	25.4	25.1	25.4	25.1	25.4	25.1	25.4	25.1	25.4	25.1	25.4	25.1	25.4	25.1	25.4	25.4
Females	28	28.5	28	28.5	28	28.5	28	28.5	28	28.5	28	28.5	28	28.5	28	28.5	28	28.5	28	28.5	28	28.5	28	28.5	28.5

	2017	2016	2017	2016	2017	2016	2017	2016	2017	2016	2017	2016	2017	2016	2017	2016	2017	2016	2017	2016	2017	2016	2017	2016	
Assets split (%):																									
Equities	60.8	58.4	60.8	58.4	60.8	58.4	60.8	58.4	60.8	58.4	60.8	58.4	60.8	58.4	60.8	58.4	60.8	58.4	60.8	58.4	60.8	58.4	60.8	58.4	58.4
Property	9.1	11.0	9.1	11.0	9.1	11.0	9.1	11.0	9.1	11.0	9.1	11.0	9.1	11.0	9.1	11.0	9.1	11.0	9.1	11.0	9.1	11.0	9.1	11.0	11.0
Government bonds	13.8	15.0	13.8	15.0	13.8	15.0	13.8	15.0	13.8	15.0	13.8	15.0	13.8	15.0	13.8	15.0	13.8	15.0	13.8	15.0	13.8	15.0	13.8	15.0	15.0
Corporate bonds	8.8	6.2	8.8	6.2	8.8	6.2	8.8	6.2	8.8	6.2	8.8	6.2	8.8	6.2	8.8	6.2	8.8	6.2	8.8	6.2	8.8	6.2	8.8	6.2	6.2
Other	7.5	7.7	7.5	7.7	7.5	7.7	7.5	7.7	7.5	7.7	7.5	7.7	7.5	7.7	7.5	7.7	7.5	7.7	7.5	7.7	7.5	7.7	7.5	7.7	7.7
Cash	2.0	1.7	2.0	1.7	2.0	1.7	2.0	1.7	2.0	1.7	2.0	1.7	2.0	1.7	2.0	1.7	2.0	1.7	2.0	1.7	2.0	1.7	2.0	1.7	1.7
Total market value of assets	100.0	100.0	100.0	100.0	100.0	100.0	100.0	100.0	100.0	100.0	100.0	100.0	100.0	100.0	100.0	100.0	100.0	100.0	100.0	100.0	100.0	100.0	100.0	100.0	100.0
Fair value of fund assets	3,122	2,807	569	470	4,255	3,820	3,494	3,373	775	532	628	458	414	321	639	555	1,016	879	1,016	879	245	150	17,901	15,423	
Present value of the defined benefit obligation	(6,538)	(5,658)	(1,057)	(1,049)	(5,001)	(4,811)	(6,889)	(7,370)	(1,178)	(1,069)	(1,041)	(942)	(629)	(558)	(1,259)	(1,249)	(1,642)	(1,622)	(1,642)	(1,622)	(472)	(337)	(81,203)	(81,829)	
Net defined benefit pension liability	(2,516)	(2,361)	(488)	(579)	(746)	(1,191)	(3,405)	(3,997)	(403)	(537)	(413)	(484)	(215)	(237)	(619)	(694)	(626)	(743)	(626)	(743)	(227)	(187)	(13,302)	(16,406)	

	2017	2016	2017	2016	2017	2016	2017	2016	2017	2016	2017	2016	2017	2016	2017	2016	2017	2016	2017	2016	2017	2016	2017	2016		
Total Expenditure Recognised in the Statement of Financial Activities																										
Current service cost (net of employee contributions)	286	195	61	41	272	215	270	174	83	47	70	47	45	31	97	58	94	58	350	208	84	58	130	67	1,768	1,141
Past service cost	-	-	-	-	-	-	-	-	-	-	-	-	-	-	-	-	-	-	-	-	-	-	-	-	-	-
Losses/(gains) on curtailments	2	-	-	-	103	-	-	-	-	-	-	-	-	-	-	-	-	-	-	-	-	-	-	-	-	-
Financing cost	65	66	13	13	26	10	84	81	12	12	12	11	6	5	48	16	107	112	107	112	15	15	6	2	395	353
Inferred on net defined benefit liability/(asset)	353	281	74	54	401	225	354	285	95	69	82	56	51	38	148	74	457	320	457	320	109	73	138	88	2,153	1,494
Total operating charge																										
Analysis of Pension Finance Income																										
Inferred income on assets	54	84	9	14	74	115	70	107	11	16	9	13	6	9	11	16	51	72	51	72	18	27	2	2	315	475
Interest on pension liabilities	(119)	(150)	(22)	(27)	(100)	(126)	(154)	(188)	(23)	(28)	(21)	(24)	(12)	(14)	(60)	(80)	(165)	(184)	(165)	(184)	(83)	(42)	(6)	(4)	(710)	(795)
Pension finance income/(costs)	(65)	(66)	(13)	(13)	(26)	(10)	(84)	(81)	(12)	(12)	(12)	(11)	(6)	(5)	(48)	(16)	(107)	(112)	(107)	(112)	(15)	(15)	(6)	(2)	(385)	(321)

DELTA ACADEMIES TRUST
(FORMERLY KNOWN AS SCHOOL PARTNERSHIP TRUST ACADEMIES)

NOTES TO THE FINANCIAL STATEMENTS
For the year ended 31 August 2017

27 Pension and Similar Obligations (continued)

	Ash Hill Academy 2017	2016	Crookesbrook Primary Academy 2017	2016	De Warrane Academy 2017	2016	Don Valley Academy 2017	2016	Grange Lane Infant Academy 2017	2016	Heffield Woodhouse Primary School 2017	2016	Highfields Primary Academy 2017	2016	Phasant Bank Academy 2017	2016	Rosaling All Saints Academy 2017	2016	Rowena Academy 2017	2016	St Wilfrids Academy 2017	2016	Total 2017	Total 2016
Net movement on assets and liabilities	(2,961)	(1,878)	(676)	(328)	(1,191)	(226)	(9,987)	(2,308)	(537)	(338)	(484)	(285)	(237)	(118)	(694)	(401)	(4,708)	(2,944)	(743)	(378)	(187)	(30)	(16,408)	(8,910)
Bifwd balance 1 September 2016	209	189	42	42	187	137	216	207	58	47	48	48	31	29	60	58	282	232	82	60	40	36	1,213	1,081
Employer contribution	(286)	(186)	(61)	(41)	(272)	(215)	(270)	(174)	(83)	(47)	(70)	(47)	(45)	(31)	(97)	(58)	(350)	(208)	(84)	(56)	(130)	(87)	(1,758)	(1,141)
Current service cost	(119)	(150)	(22)	(27)	(100)	(125)	(164)	(188)	(23)	(28)	(21)	(24)	(12)	(14)	(80)	(14)	(158)	(184)	(33)	(42)	(8)	(4)	(710)	(708)
Past service cost	54	84	9	14	74	115	70	107	11	18	1	13	8	9	11	16	51	72	18	27	2	2	315	475
Interest income on assets	589	(1,221)	123	(238)	659	(877)	730	(1,831)	171	(189)	107	(207)	42	(112)	161	(307)	1,347	(1,884)	184	(354)	58	(124)	4,148	(7,125)
Actuarial gains/(losses)	(2)	-	-	-	(103)	-	-	-	-	-	-	-	-	-	-	-	-	-	-	-	-	-	(105)	-
Settlements and curtailments	(2,516)	(2,961)	(488)	(578)	(748)	(1,181)	(9,405)	(3,907)	(403)	(537)	(413)	(484)	(215)	(237)	(619)	(604)	(3,844)	(4,708)	(828)	(743)	(227)	(187)	(13,302)	(16,408)
Deficit at 31 August 2017	5,838	5,658	1,057	1,048	5,001	4,811	8,868	7,370	1,178	1,088	1,041	942	820	558	1,258	1,249	8,388	7,164	1,842	1,822	472	337	31,203	31,828

Movement in the present value of defined benefit obligations:

Bifwd balance 1 September 2016	5,858	3,751	1,049	978	4,811	3,125	7,370	4,871	1,069	741	942	595	558	353	1,249	803	7,184	4,870	1,822	1,043	337	84	31,828	20,824	
Current service cost	288	195	81	41	272	215	270	174	83	47	70	47	45	31	97	58	350	208	84	58	130	87	1,758	1,141	
Interest cost	119	150	22	27	100	125	154	188	23	28	21	24	12	14	60	60	188	184	33	42	2	4	710	786	
Employer contributions	(286)	(186)	(61)	(41)	(272)	(215)	(270)	(174)	(83)	(47)	(70)	(47)	(45)	(31)	(97)	(58)	(350)	(208)	(84)	(56)	(130)	(87)	(1,758)	(1,141)	
Actuarial Losses / (Gains)	(297)	1,585	(79)	298	(201)	1,347	(878)	2,068	4	256	(4)	265	5	182	(182)	377	(1,312)	2,167	(87)	488	(28)	28	(3,007)	9,099	
Losses (gains) on curtailments	2	-	-	-	103	-	(88)	(88)	(14)	(13)	-	-	-	-	(2)	(3)	(38)	(128)	(80)	(1)	-	4	105	-	
Benefits paid	(180)	(53)	(8)	(8)	(141)	-	-	-	-	-	-	-	-	-	-	-	-	-	-	-	-	-	(342)	(382)	
Past service cost	-	-	-	-	-	-	-	-	-	-	-	-	-	-	-	-	-	-	-	-	-	-	-	(141)	-
At 31 August 2017	5,838	5,658	1,057	1,048	5,001	4,811	8,868	7,370	1,178	1,088	1,041	942	820	558	1,258	1,249	8,388	7,164	1,842	1,822	472	337	31,203	31,828	

Movement in the fair value of fund assets:

Bifwd balance 1 September 2016	2,887	2,073	470	350	3,820	2,889	3,373	2,883	532	405	458	330	321	235	655	402	2,388	1,828	879	687	160	64	16,423	11,914
Interest on assets	54	84	9	14	74	115	70	107	11	16	9	13	6	9	11	16	51	72	18	27	2	2	315	475
Revaluations gains / (losses)	282	344	44	60	488	470	(146)	435	175	67	103	58	47	40	(1)	70	35	303	77	111	28	16	1,142	1,074
Employer contributions	206	188	42	42	167	157	216	207	58	47	48	48	31	29	60	60	202	232	62	60	40	38	1,213	1,091
Employee contributions	(50)	50	10	10	57	65	47	47	13	10	12	11	9	8	18	14	68	63	18	15	25	28	321	321
Benefits paid	(180)	(53)	(8)	(8)	(141)	(88)	(88)	(88)	(14)	(13)	-	-	-	-	(2)	(3)	(38)	(128)	(80)	(1)	-	4	(483)	(352)
At 31 August 2017	3,122	2,887	588	470	4,255	3,820	3,484	3,373	775	532	628	458	414	321	838	655	2,744	2,388	1,018	878	245	150	17,901	15,423

Actual return on assets:

345	428	53	74	532	685	(78)	542	188	83	112	71	63	49	80	10	88	86	375	95	138	30	18	1,427	2,448
-----	-----	----	----	-----	-----	------	-----	-----	----	-----	----	----	----	----	----	----	----	-----	----	-----	----	----	-------	-------

History of asset value, present value of liabilities and surplus deficit:

Fair value of assets	3,122	2,887	588	470	4,255	3,820	3,484	3,373	775	532	628	458	414	321	838	655	2,744	2,388	1,018	878	245	150	17,901	15,423
Present value of liabilities	(5,838)	(5,658)	(1,057)	(1,048)	(5,001)	(4,811)	(8,868)	(7,370)	(1,178)	(1,088)	(1,041)	(942)	(820)	(558)	(1,258)	(1,249)	(8,388)	(7,164)	(1,842)	(1,822)	(472)	(337)	(31,203)	(31,828)
Deficit	(2,516)	(2,881)	(488)	(578)	(748)	(1,191)	(9,405)	(3,997)	(403)	(537)	(413)	(484)	(215)	(237)	(619)	(604)	(3,844)	(4,786)	(828)	(743)	(227)	(187)	(13,302)	(16,408)

History of experience gains and losses:

Experience gains and (losses) on assets	282	344	44	60	458	470	(140)	435	175	67	103	58	47	40	(1)	70	35	303	77	111	28	16	1,112	1,074
Amount	9.4%	12.8%	7.7%	12.8%	10.8%	13.0%	(4.2%)	12.9%	22.6%	12.6%	18.4%	12.7%	11.4%	12.5%	(0.2%)	12.6%	1.3%	12.8%	7.8%	12.6%	11.4%	8.2%	8.2%	12.8%
Percentage of assets																								

DELTA ACADEMIES TRUST
(FORMERLY KNOWN AS SCHOOL PARTNERSHIP TRUST ACADEMIES)

NOTES TO THE FINANCIAL STATEMENTS
For the year ended 31 August 2017

27 Pension and Similar Obligations (continued)

East Riding Pension Fund (ERPF)

The information below relates to the following academies; Craven Primary Academy, Estcourt Primary Academy, Hull Trinity House Academy, John Whitgift Academy, Macaulay Primary Academy, Mellor Community Academy, Mersey Primary Academy, The Parks Academy, Strand Primary Academy, The Vale Academy, Weelsby Academy, Willoughby Road Primary Academy, Willows Academy, Worlaby Academy and Wybers Wood Academy.

Principal Actuarial Assumptions (%)	2017	2016
Rate of increase in salaries	2.6	2.3
Rate of increase for pensions in payment/inflation	2.4	2.1
Discount rate for scheme liabilities	2.5	2.1
Inflation assumption (CPI)	2.4	2.1

Commutation

The current mortality assumptions include sufficient allowance for future improvements in mortality rates. The assumed life expectations on retirement age 65 are:

	2017	2016
Retiring today:		
Males	21.7	21.9
Females	24.2	24.1
Retiring in 20 years:		
Males	23.7	24.2
Females	26.4	26.7

Asset split (%):	2017	2016
Equities	71.0	75.0
Property	11.0	11.0
Government bonds	13.0	11.0
Corporate bonds	-	-
Other	-	-
Cash	5.0	3.0
Total market value of assets	<u>100.0</u>	<u>100.0</u>

Fair Value of fund assets	15,137	11,935
Present value of the defined benefit obligation	<u>(24,272)</u>	<u>(23,147)</u>
Net defined benefit pension liability	<u>(9,135)</u>	<u>(11,212)</u>

Total Expenditure Recognised in the Statement of Financial Activities

	2017	2016
Current service cost (net of employee contributions)	2,040	1,485
Financing cost		
Interest on net defined benefit liability/(asset)	241	356
Pension Expense	<u>2,281</u>	<u>1,841</u>

DELTA ACADEMIES TRUST
(FORMERLY KNOWN AS SCHOOL PARTNERSHIP TRUST ACADEMIES)

NOTES TO THE FINANCIAL STATEMENTS

For the year ended 31 August 2017

27 Pension and Similar Obligations (continued)	2017	2016
Analysis of Pension Finance Income		
Interest income on assets	268	355
Interest cost on pension liabilities	(509)	(711)
Pension finance income/ (costs)	<u>(241)</u>	<u>(356)</u>
Net movement on assets and liabilities		
B/fwd balance 1 September 2016	(11,212)	(9,396)
Employer contribution	1,533	1,548
Current service cost	(2,040)	(1,485)
Past service cost	(18)	-
Interest expense	(509)	(711)
Interest income on assets	268	355
Settlements and curtailments	-	-
Actuarial gains/(losses)	2,843	(1,523)
Deficit at 31 August 2017	<u>(9,135)</u>	<u>(11,212)</u>
Movement in the present value of defined benefit obligations:		
B/fwd balance 1 September 2016	23,147	17,874
Current service cost	2,040	1,485
Interest cost	509	711
Employee contributions	311	316
Actuarial (gain)/ loss	(1,580)	2,865
Benefits paid	(173)	(104)
Losses on curtailments	-	-
Past service cost	18	-
At 31 August 2017	<u>24,272</u>	<u>23,147</u>
Movement in the fair value of fund assets:		
B/fwd balance 1 September 2016	11,935	8,478
Interest on income	268	355
Remeasurements gains/ (losses)	1,263	1,342
Employer contributions	1,533	1,548
Employee contributions	311	316
Benefits paid	(173)	(104)
At 31 August 2017	<u>15,137</u>	<u>11,935</u>
Actual return on assets:	<u>1,531</u>	<u>1,697</u>
History of asset values, present value of liabilities and surplus/ deficit:		
Fair value of assets	15,137	11,935
Present value of liabilities	<u>(24,272)</u>	<u>(23,147)</u>
Deficit	<u>(9,135)</u>	<u>(11,212)</u>
History of experience gains and losses:		
Experience gains and losses on assets		
Amount	1,263	1,342
Percentage of assets	8.3%	11.2%

DELTA ACADEMIES TRUST
(FORMERLY KNOWN AS SCHOOL PARTNERSHIP TRUST ACADEMIES)

NOTES TO THE FINANCIAL STATEMENTS
For the year ended 31 August 2017

27 Pension and Similar Obligations (continued)

Nottinghamshire County Council Pension Fund (NCCPF)

	Kingston Park Academy		Leamington Primary & Nursery Academy		Queen Elizabeths Academy		Seriby Park Academy		Wainwright Primary Academy		Total	
	2017	2016	2017	2016	2017	2016	2017	2016	2017	2016	2017	2016
Principal Actuarial Assumptions (%)												
Rate of increase in salaries	4.2	4.1	4.2	4.1	4.1	4.1	4.2	4.1	4.1	4.1	4.2	4.1
Rate of increase for pensions in payment/inflation	2.7	2.3	2.7	2.3	2.3	2.3	2.7	2.3	2.3	2.3	2.7	2.3
Discount rate for scheme liabilities	2.6	2.2	2.8	2.2	2.2	2.2	2.6	2.2	2.2	2.2	2.7	2.2
Inflation assumption (CPI)	2.7	2.3	2.7	2.3	2.3	2.3	2.7	2.3	2.3	2.3	2.7	2.3
Commutation												
The current mortality assumptions include sufficient allowance for future improvements in mortality rates. The assumed life expectations on retirement age 65 are:												
Retiring today:												
Males	22.6	22.1	22.5	22.1	22.1	22.1	22.6	22.1	22.1	22.1	22.6	22.1
Females	25.5	25.3	25.5	25.3	25.3	25.3	25.5	25.3	25.3	25.3	25.5	25.3
Retiring in 20 years:												
Males	24.8	24.4	24.7	24.4	-	24.4	24.8	24.4	-	24.4	14.9	24.4
Females	27.9	27.7	27.8	27.7	-	27.7	27.9	27.7	-	27.7	16.7	27.7
Asset split (%):												
Equities	67.0	69.0	68.0	69.0	-	69.0	67.0	69.0	-	69.0	67.3	69.0
Property	12.0	12.0	12.0	12.0	-	12.0	12.0	12.0	-	12.0	12.0	12.0
Government bonds	3.0	4.0	4.0	4.0	-	4.0	3.0	4.0	-	4.0	3.3	4.0
Corporate bonds	12.0	7.0	7.0	7.0	-	7.0	12.0	7.0	-	7.0	10.3	7.0
Other	4.0	4.0	5.0	4.0	-	4.0	4.0	4.0	-	4.0	4.3	4.0
Cash	2.0	4.0	4.0	4.0	-	4.0	2.0	4.0	-	4.0	2.7	4.0
Total market value of assets	100.0	100.0	100.0	100.0	-	100.0	100.0	100.0	-	100.0	100.0	100.0
Fair Value of fund assets	946	725	-	714	-	1,754	3,519	3,073	-	920	4,465	7,186
Present value of the defined benefit obligation	(2,013)	(1,750)	-	(1,754)	-	(4,054)	(7,409)	(6,772)	-	(2,194)	(9,422)	(16,524)
Net defined benefit pension liability	(1,067)	(1,025)	-	(1,040)	-	(2,300)	(3,890)	(3,699)	-	(1,274)	(4,957)	(9,338)
Total Expenditure Recognised in the Statement of Financial Activities												
Current service cost (net of employee contributions)	97	52	64	122	163	163	358	284	128	128	519	749
Financing cost												
Interest on net defined benefit liability/(asset)	22	24	6	23	58	58	84	93	25	25	114	223
Pension expense	119	76	72	145	-	221	442	377	-	153	633	972
Analysis of Pension Finance Income												
Expected return on pension scheme assets	17	25	5	23	59	59	68	104	30	30	90	241
Interest on pension liabilities	(39)	(49)	(13)	(46)	(117)	(117)	(152)	(197)	(55)	(55)	(204)	(464)
Pension finance costs	(22)	(24)	(6)	(23)	(58)	(58)	(84)	(93)	(25)	(25)	(114)	(223)
Net movement on assets and liabilities												
B/fwd balance 1 September 2016	(1,025)	(616)	(1,040)	(589)	(2,300)	(1,494)	(3,699)	(2,410)	(1,274)	(674)	(9,338)	(5,783)
Transferred balance	-	-	896	-	2,300	-	-	-	1,274	-	4,470	-
Employer contribution	45	35	24	67	110	110	169	182	98	98	238	502
Current service cost	(97)	(52)	(64)	(122)	(163)	(163)	(358)	(284)	(128)	(128)	(519)	(749)
Past service cost	-	-	-	-	-	-	(215)	-	-	-	(215)	-
Interest expense	(39)	(49)	(13)	(46)	(117)	(117)	(152)	(197)	(55)	(55)	(204)	(464)
Interest income on assets	17	25	5	23	59	59	68	104	30	30	90	241
Settlements and curtailments	-	-	-	-	-	-	-	-	-	-	-	-
Actuarial gains/(losses)	32	(368)	192	(373)	(695)	(695)	297	(1,104)	(545)	(545)	521	(3,085)
Deficit at 31 August 2017	(1,067)	(1,025)	-	(1,040)	-	(2,300)	(3,890)	(3,699)	-	(1,274)	(4,957)	(9,338)
Movement in the present value of defined benefit obligations:												
B/fwd balance 1 September 2016	1,750	1,229	1,754	1,129	4,054	2,916	6,772	4,936	2,194	1,357	16,524	11,567
Transferred balance	-	-	(1,641)	-	(4,054)	-	-	-	(2,194)	-	(7,889)	-
Current service cost	97	52	64	122	163	163	358	284	128	128	519	749
Past service cost	-	-	-	-	-	-	215	-	-	-	215	-
Interest expense	39	49	13	46	117	117	152	197	55	55	204	464
Employee contributions	14	11	8	22	36	36	54	62	31	31	76	162
Actuarial Gains / (losses)	121	434	(196)	435	(851)	(851)	(60)	1,377	(623)	(623)	(135)	3,720
Benefits paid	(8)	(25)	(2)	-	(29)	(29)	(82)	(84)	-	-	(82)	(138)
Losses on curtailments	-	-	-	-	-	-	-	-	-	-	-	-
At 31 August 2017	2,013	1,750	-	1,754	-	4,054	7,409	6,772	-	2,194	9,422	16,524

DELTA ACADEMIES TRUST
(FORMERLY KNOWN AS SCHOOL PARTNERSHIP TRUST ACADEMIES)

NOTES TO THE FINANCIAL STATEMENTS
For the year ended 31 August 2017

27 Pension and Similar Obligations (continued)

	Kingston Park Academy		Leamington Primary & Nursery Academy		Queen Elizabeths Academy		Serby Park Academy		Wainwright Primary Academy		Total	
	2017	2016	2017	2016	2017	2016	2017	2016	2017	2016	2017	2016
Movement in the fair value of fund assets:												
Bfwd balance 1 September 2016	725	613	714	540	1,754	1,422	3,073	2,526	920	683	7,185	5,784
Transferred balance	-	-	(745)	-	(1,754)	-	-	-	(920)	-	(3,419)	-
Interest on Income	17	25	5	23	-	69	68	104	-	30	90	241
Remeasurement Gains / (Losses)	153	66	(4)	62	-	156	237	273	-	78	396	635
Employer contributions	45	35	24	67	-	110	169	192	-	98	238	502
Employee contributions	14	11	8	22	-	36	54	62	-	31	76	162
Benefits paid	(8)	(25)	(2)	-	-	(29)	(82)	(84)	-	-	(92)	(138)
At 31 August 2017	946	725	-	714	-	1,754	3,519	3,073	-	920	4,465	7,186
Actual return on assets:	106	91	25	85	-	215	445	377	-	108	576	676
History of asset values, present value of liabilities and surplus/ deficit:												
Fair value of assets	946	725	-	714	-	1,754	3,519	3,073	-	920	4,465	7,186
Present value of liabilities	(2,013)	(1,750)	-	(1,754)	-	(4,054)	(7,409)	(6,772)	-	(2,194)	(9,422)	(16,524)
Deficit	(1,067)	(1,025)	-	(1,040)	-	(2,300)	(3,890)	(3,699)	-	(1,274)	(4,957)	(9,338)
History of experience gains and losses:												
Experience gains and losses on assets												
Amount	153	66	-	62	-	156	237	273	-	78	390	635
Percentage of assets	16.2%	9.1%	-	8.7%	-	8.9%	6.7%	8.9%	-	8.5%	8.7%	8.6%

DELTA ACADEMIES TRUST
(FORMERLY KNOWN AS SCHOOL PARTNERSHIP TRUST ACADEMIES)

NOTES TO THE FINANCIAL STATEMENTS
For the year ended 31 August 2017

27 Pension and Similar Obligations (continued)

North Yorkshire County Council Pension Fund (NYCCPF)

	The Grove Academy	
	2017	2016
Principal Actuarial Assumptions (%)		
Rate of increase in salaries	3.2	3.4
Rate of increase for pensions in payment/inflation	1.9	1.9
Discount rate for scheme liabilities	2.5	2.0
Inflation assumption (CPI)	1.9	1.9

Commutation

The current mortality assumptions include sufficient allowance for future improvements in mortality rates. The assumed life expectations on retirement age 65 are:

	2017	2016
Retiring today:		
Males	22.8	23.3
Females	26.3	25.8
Retiring in 20 years:		
Males	25.0	25.6
Females	28.6	28.1

	2017	2016
Asset split (%):		
Equities	66.3	62.8
Property	8.1	8.6
Government bonds	12.8	14.8
Corporate bonds	3.0	5.0
Other	0.5	9.5
Cash	9.3	0.7
Total market value of assets	<u>100.0</u>	<u>100.0</u>

Fair Value of fund assets	146	87
Present value of the defined benefit obligation	<u>(292)</u>	<u>(338)</u>
Net defined benefit pension liability	<u>(146)</u>	<u>(251)</u>

Total Expenditure Recognised in the Statement of Financial Activities

	2017	2016
Current service cost (net of employee contributions)	58	35
Financing cost		
Interest on net defined benefit liability/(asset)	5	4
Pension expense	<u>63</u>	<u>39</u>

DELTA ACADEMIES TRUST
(FORMERLY KNOWN AS SCHOOL PARTNERSHIP TRUST ACADEMIES)

NOTES TO THE FINANCIAL STATEMENTS
For the year ended 31 August 2017

27 Pension and Similar Obligations (continued)

	The Grove Academy	
	2017	2016
Net movement on assets and liabilities		
B/fwd balance 1 September 2016	(251)	(110)
Employer contribution	23	21
Current service cost	(58)	(35)
Past service cost	-	-
Interest expense	(7)	(6)
Interest income on assets	2	2
Actuarial gains/(losses)	145	(123)
Deficit at 31 August 2017	<u>(146)</u>	<u>(251)</u>
Movement in the present value of defined benefit obligations:		
B/fwd balance 1 September 2016	338	158
Current service cost	58	35
Interest expense	7	6
Employee contributions	9	9
Actuarial (gain)/ loss	(131)	131
Benefits paid	11	(1)
At 31 August 2017	<u>292</u>	<u>338</u>
Movement in the fair value of fund assets:		
B/fwd balance 1 September 2016	87	48
Interest income	2	2
Remeasurement gains/ (losses)	14	8
Employer contributions	23	21
Employee contributions	9	9
Benefits paid	11	(1)
At 31 August 2017	<u>146</u>	<u>87</u>
Actual return on assets:	<u>16</u>	<u>10</u>
History of asset values, present value of liabilities and surplus/ deficit:		
Fair value of assets	146	87
Present value of liabilities	(292)	(338)
Deficit	<u>(146)</u>	<u>(251)</u>
History of experience gains and losses:		
Experience gains and losses on assets		
Amount	14	8
Percentage of assets	9.6%	9.2%

DELTA ACADEMIES TRUST
(FORMERLY KNOWN AS SCHOOL PARTNERSHIP TRUST ACADEMIES)

NOTES TO THE FINANCIAL STATEMENTS
For the year ended 31 August 2017

27 Pension and Similar Obligations (continued)

Teeside Pension Fund

Principal Actuarial Assumptions (%)	Ingleby Manor Free School	
	2017	2016
Rate of increase in salaries	2.9	3.4
Rate of increase for pensions in payment/inflation	1.9	1.9
Discount rate for scheme liabilities	2.5	2.0
Inflation assumption (CPI)	1.9	1.9

Commutation

The current mortality assumptions include sufficient allowance for future improvements in mortality rates. The assumed life expectations on retirement age 65 are:

	2017	2016
Retiring today:		
Males	22.8	23.5
Females	24.9	25.6
Retiring in 20 years:		
Males	25.0	25.3
Females	27.2	28.0

Asset split (%):	2017	2016
Equities	79.1	85.3
Property	6.4	7.3
Government bonds	-	0.8
Corporate bonds	0.1	0.8
Other	1.6	-
Cash	12.8	5.8
Total market value of assets	<u>100.0</u>	<u>100.0</u>

Fair Value of fund assets	127	61
Present value of the defined benefit obligation	(192)	(126)
Net defined benefit pension liability	<u>(65)</u>	<u>(65)</u>

**Total Expenditure Recognised in the
Statement of Financial Activities**

	2017	2016
Operating cost		
Current service cost (net of employee contributions)	107	28
Financing cost		
Interest on net defined benefit liability/(asset)	1	(1)
Pension expense	<u>108</u>	<u>27</u>

DELTA ACADEMIES TRUST
(FORMERLY KNOWN AS SCHOOL PARTNERSHIP TRUST ACADEMIES)

NOTES TO THE FINANCIAL STATEMENTS
For the year ended 31 August 2017

27 Pension and Similar Obligations (continued)

	Ingleby Manor Free School	
	2017	2016
Net movement on assets and liabilities		
B/fwd balance 1 September 2016	(65)	(5)
Employer contribution	39	21
Current service cost	(107)	(28)
Interest expense	(3)	(1)
Interest income on assets	2	2
Actuarial (losses) / gains	69	(54)
Deficit at 31 August 2017	(65)	(65)
Movement in the present value of defined benefit obligations:		
B/fwd balance 1 September 2016	126	30
Current service cost	107	28
Interest expense	3	1
Employee contributions	16	9
Actuarial (gain)/ loss	(77)	59
Net benefits paid out	17	(1)
At 31 August 2017	192	126
Movement in the fair value of fund assets:		
B/fwd balance 1 September 2016	61	25
Interest income on assets	2	2
Remeasurement gains/ (losses)	(8)	5
Employer contributions	39	21
Employee contributions	16	9
Net benefits paid out	17	(1)
At 31 August 2017	127	61
Actual return on assets:	(6)	7
History of asset values, present value of liabilities and surplus/ deficit:		
Fair value of assets	127	61
Present value of liabilities	(192)	(126)
Surplus/ (deficit)	(65)	(65)
History of experience gains and losses:		
Experience gains and losses on assets		
Amount	(8)	5
Percentage of assets	(6.3%)	8.2%

DELTA ACADEMIES TRUST
(FORMERLY KNOWN AS SCHOOL PARTNERSHIP TRUST ACADEMIES)

NOTES TO THE FINANCIAL STATEMENTS
For the year ended 31 August 2017

28 Related Party Transactions

Owing to the nature of the organisation's operations and the composition of the Board of Directors being drawn from local public and private sector organisations, transactions may take place with organisations in which someone may have an interest. All transactions involving such organisations are conducted at arm's length and in accordance with the organisations financial regulations and normal procurement procedures.

The following were directors of both Delta Academies Trust and Delta Academies Charitable Trust (DACT).

	Delta Academies Trust Director	DACT Director
Paul Tarn	from 29/02/2016	from 10/06/2016

DACT is a charitable organisation that fund raises and offers grants to students at the Delta Academies Trust group of academies in the pursuit of excellence. There have been limited transactions between Delta Academies Trust and DACT during the year as grants are paid directly to the applicants. Transactions totalling £30,282 were paid from DACT to Delta Academies Trust during the year for the period where there were common directors (2016: £46,350) and transactions totalling £678 were made from Delta Academies Trust to DACT (2016: £3,744).

No other related party transactions took place in the period of account other than certain Directors' remuneration and expenses already disclosed in note 9.

29 Subsidiary Undertakings

Delta Academies Trust owns 100% of the issued ordinary share capital of Delta Academies Services Limited, a company incorporated in England and Wales. The subsidiary is engaged in the supply of services to education. Its financial year ends on 31 August 2017.

The accounts of the subsidiary do not justify consolidation, as Delta Academies Services Limited is not deemed to be material to the organisation as a whole. The materiality of the trading company will be reviewed on an annual basis, thus ensuring that the financial statements continue to be prepared using best accounting practice.

The trading results of Delta Academies Services Limited for the year to 31 August were as follows:

	2017	2016
	£	£
Turnover	54,793	57,863
Trading Profit	3,614	3,308
Reserves	100	100

Gift aid amounting to £3,614 (2016: £6,919) was distributed to Delta Academies Trust by Delta Academies Services Limited and is shown in the notes to the financial statements. The net assets of the subsidiary are £100 (2016: £100).

Delta Academies Trust provided administration services to Delta Academies Services Limited (100% subsidiary) during the year totalling £49,605 (2016: £53,085). At the year end amounts owed by Delta Academies Services Limited to Delta Academies Trust were £34,857 (2016: £32,156).

DELTA ACADEMIES TRUST
(FORMERLY KNOWN AS SCHOOL PARTNERSHIP TRUST ACADEMIES)

NOTES TO THE FINANCIAL STATEMENTS
For the year ended 31 August 2017

30 Transfers

As at 1 September 2016 all activities and operations of both Queen Elizabeth Endowed Academy and Wainwright Primary Academy transferred to The Diverse Academies Trust. All assets and liabilities transferred to The Diverse Academies Trust at their net realisable value as at 1 September 2016. Net realisable value is considered to represent their fair value.

The following tables set out the fair values of the identifiable assets and liabilities at the year end:

Queen Elizabeth Endowed Academy

	Unrestricted Funds £000	Restricted General Fund £000	Restricted Fixed Asset Fund £000	Total £000
Tangible fixed assets				
Leasehold land and buildings	-	-	6,482	6,482
Other tangible fixed assets	-	-	141	141
LGPS pension (deficit)	-	(2,300)	-	(2,300)
Other identified assets and liabilities	132	1,121	-	1,253
Total Funds	132	(1,179)	6,623	5,576

Wainwright Primary Academy

	Unrestricted Funds £000	Restricted General Fund £000	Restricted Fixed Asset Fund £000	Total £000
Tangible fixed assets				
Leasehold land and buildings	-	-	2,321	2,321
Other tangible fixed assets	-	-	76	76
LGPS pension (deficit)	-	(1,274)	-	(1,274)
Other identified assets and liabilities	159	53	-	212
Total Funds	159	(1,221)	2,397	1,335

DELTA ACADEMIES TRUST
(FORMERLY KNOWN AS SCHOOL PARTNERSHIP TRUST ACADEMIES)

NOTES TO THE FINANCIAL STATEMENTS
For the year ended 31 August 2017

30 Transfers (continued)

As at 1 January 2017 all activities and operations of Leamington Primary and Nursery Academy transferred to Flying High Trust. All assets and liabilities transferred to Flying High Trust at their net realisable value as at 1 January 2017. Net realisable value is considered to represent their fair value.

The following tables set out the fair values of the identifiable assets and liabilities at the year end:

Leamington Primary and Nursery Academy

	Unrestricted Funds £000	Restricted General Fund £000	Restricted Fixed Asset Fund £000	Total £000
Tangible fixed assets				
Leasehold land and buildings	-	-	4,228	4,228
Other tangible fixed assets	-	-	75	75
LGPS pension (deficit)	-	(896)	-	(896)
Other identified assets and liabilities	104	5	-	109
Total Funds	104	(891)	4,303	3,516