

**FINANCIAL STATEMENTS
FOR THE YEAR ENDED 31 AUGUST 2016**

FOR

**DELTA ACADEMIES TRUST
(formerly known as School Partnership Trust Academies)
(a company limited by guarantee)**

**COMPANY REGISTERED NUMBER: 07386086
AND AN
EXEMPT CHARITY**

DELTA ACADEMIES TRUST
INDEX TO THE FINANCIAL STATEMENTS

	Page
Reference and Administrative Information	3
Report of the Directors and the Strategic Report	9
Governance Statement	34
Statement on Regularity, Propriety and Compliance	40
Statement of Directors' Responsibilities	41
Independent Auditor's Report	42
Independent Accountant's Report on Regularity	44
Statement of Financial Activities	46
Balance Sheet	47
Cash Flow Statement	48
Notes to the Financial Statements	49

DELTA ACADEMIES TRUST

REFERENCE AND ADMINISTRATIVE DETAIL

Company Members	Lesley Bailey (from 10 November 2015) Sean Cavan Sir R P Edwards (until 10 November 2015) Ian Garforth (until 10 November 2015) Steven Hodsman (from 10 November 2015) Denis Hird (from 15 September 2016)
Company Directors	Paul Tarn (CEO and Accounting Officer appointed 29 February 2016) Sir R P Edwards (CEO and Accounting Officer resigned 21 October 2015) Steven Hodsman (Chair from 17 December 2015) Sean Cavan (Chair until 17 December 2015) Lesley Bailey Karen Bromage (Resigned 18 April 2016) Natalie Cox (Resigned 19 June 2016) Ian Garforth (Removed 15 December 2015) David Haigh (Appointed 15 September 2016) Paul Hirst (Resigned 14 December 2015) Roger Plant (Appointed 29 February, Resigned 17 June 2016) Emanuela Sani (Appointed 15 September 2016) David White (Appointed 27 May 2016)
Executive Leadership Team	Paul Tarn (Chief Executive Officer and Accounting Officer) Paul West (Director of Education) Karen Bromage (Director of Finance) Christopher Mitchell (Regional Director of Education) Gillian Wiles (Regional Director of Education) Gail Young (Regional Director of Education) Emma Mayor (Chief Compliance Officer and Company Secretary)

DELTA ACADEMIES TRUST

REFERENCE AND ADMINISTRATIVE DETAIL

The Delta Academies Trust includes the following academies, all of which have local Education Advisory Bodies (EAB's).

Note: In addition to the above the Executive Principals supporting our academies are also deemed to be Key Management Personnel as required to be disclosed under FRS102.

<p>Associate Principal: John Higgins Ash Hill Academy Ash Hill Road Hatfield Doncaster DN7 6JH</p>	<p>Executive Principal: Anne Elliott Head of Academy: Lisa Hillier Crookesbroom Primary Academy Crookesbroom Lane Hatfield Doncaster DN7 6JP</p>
<p>Associate Executive Principal: Trudi Bartle Craven Primary Academy New Bridge Road Hull HU9 2DR</p>	<p>Executive Principal: Gareth Mason Acting Associate Principal: Sarah Wynn De Lacy Academy Middle Lane Knottingley WF11 0BZ</p>
<p>Associate Principal: Anna Rooney De Warenne Academy Gardens Lane Conisbrough Doncaster DN12 3JY</p>	<p>Principal: Karen Squire Don Valley Academy and Performing Arts College Jossey Lane Scawthorpe Doncaster DN5 9DD</p>
<p>Executive Principal: Patricia Gavins Head of Academy: Rachel Binns East Garforth Primary Academy Aberford Road Garforth Leeds LS25 2HF</p>	<p>Executive Principal: David Waterson Head of Academy: Samantha Thompson England Lane Academy England Lane Knottingley WF11 0JA</p>
<p>Associate Executive Principal: Melanie Hewitt Estcourt Primary Academy Estcourt Street Hull HU9 2RP</p>	<p>Principal: Andrew Woodhouse Garforth Academy Lidgett Lane Garforth Leeds LS25 1LJ</p>

**DELTA ACADEMIES TRUST
REFERENCE AND ADMINISTRATIVE DETAIL**

<p>Principal: Louise Chappell Grange Lane Infant Academy Grange Lane Doncaster DN11 0QY</p>	<p>Principal: Tammie Prince Green Lane Primary Academy Ribblesdale Avenue Garforth Leeds LS25 2JX</p>
<p>Principal: Helen Acton Hatfield Woodhouse Primary School Main Street Hatfield Woodhouse Doncaster South Yorkshire DN7 6NH</p>	<p>Executive Principal: Anne Elliott Head of Academy: Lucy Carlisle Highfields Primary Academy Coppice Road Highfields Doncaster DN6 7JB</p>
<p>Principal: Karen Keaney Hull Trinity House Academy 95 -133 George Street Hull HU1 3BW</p>	<p>Principal: David Willard Ingleby Manor Free School 72 Jay Avenue Teeside Industrial Estate Stockton on Tees TS17 9LZ</p>
<p>Associate Principal: Robert Spendlow John Whitgift Academy Crosland Road Grimsby South Humberside DN37 9E</p>	<p>Principal: Vicki Pearson Kingston Park Academy Long Lane Carlton-in-Lindrick Worksop S81 9AW</p>
<p>Head of Academy: Emma Hanson Leamington Primary and Nursery Academy Clare Road Sutton in Ashfield NG17 5BB</p>	<p>Executive Principal: Julie Saunders Head of Academy: Sarah Clarkson Macaulay Primary Academy Macaulay Street Grimsby DN31 2ES</p>
<p>Associate Principal: Andrew Barnett Manor Croft Academy Old Bank Road Earlsheaton Dewsbury WF12 7DW</p>	<p>Principal: Zoe Bidmead Melior Community Academy Chandos Road Scunthorpe DN17 1HA</p>

**DELTA ACADEMIES TRUST
REFERENCE AND ADMINISTRATIVE DETAIL**

<p>Associate Executive Principal: Melanie Hewitt Head of Academy: Jacqueline Overfield Mersey Primary Academy Derwent Street Hull HU8 8TX</p>	<p>Principal: Eleanore Pickard Park View Primary Academy Harlech Road Leeds LS11 7DG</p>
<p>Executive Principal: Anne Elliott Head of Academy: Pippa Robinson Pheasant Bank Academy West End Lane Doncaster DN11 0PQ</p>	<p>Associate Executive Principal: Jamie Lawler Rossington All Saints Academy Bond Street New Rossington Doncaster DN11 0BZ</p>
<p>Principal: Michelle Benton Rowena Academy Gardens Lane Conisbrough Doncaster DN12 3JY</p>	<p>Associate Executive Principal: Jamie Lawler Associate Principal: Rebecca Thompson Serlby Park Academy Whitehouse Road Bircotes Doncaster DN11 8EF</p>
<p>Executive Principal: David Waterson Head of Academy: Christine Mayers Simpson's Lane Academy Sycamore Avenue Knottingley WF11 0PL</p>	<p>Executive Principal: Julie Saunders Associate Executive Principal: Ruth Beckett Strand Primary Academy Strand Street Grimsby DN32 7BE</p>
<p>Associate Principal Graham Moffatt South Leeds Academy Old Run Road Leeds LS10 2JU</p>	<p>Head of Academy: Joanne Gilbert St Wilfrid's Academy St Wilfrid's Road Doncaster DN4 6AH</p>

**DELTA ACADEMIES TRUST
REFERENCE AND ADMINISTRATIVE DETAIL**

<p>Head of Academy: Alice Ngondi The Elland Academy 118 Gelderd Road Leeds LS12 6DQ</p>	<p>Principal: Catherine Farrell The Grove Academy 59 Grove Road Harrogate HG1 5EP</p>
<p>Associate Executive Principal: Trudi Bartle Head of Academy: David Irving The Parks Academy Courtway Road Hull HU6 9TA</p>	<p>Principal: Nicola Williams The Vale Academy Grammar School Road Brigg DN20 8BA</p>
<p>Executive Principal: David Waterson Head of Academy: Andrew Yeomans Vale Primary Academy Ferrybridge Road Knottingley Wakefield WF11 8JF</p>	<p>Principal: Jennifer Morrell Weelsby Academy Weelsby Street Grimsby DN32 7PF</p>
<p>Executive Principal: Patricia Gavins Head of Academy: Donna Brown Whetley Academy Whetley Lane Bradford BD8 9HZ</p>	<p>Executive Principal: Julie Saunders Head of Academy: Elaine Jubb Willoughby Road Primary Academy Willoughby Road Scunthorpe DN17 2NF</p>
<p>Associate Executive Principal: Ruth Beckett Willows Academy Queensway Grimsby DN37 9AT</p>	<p>Executive Principal: David Waterson Head of Academy: Stuart Wynn Willow Green Academy Hampden Close Ferrybridge WF11 8PT</p>
<p>Principal: Sharon Hatton Worlaby Academy Low Road Worlaby Brigg DN20 0NA</p>	<p>Principal: Carol Walker Wybers Wood Academy Timberley Grimsby DN37 9QZ</p>

**DELTA ACADEMIES TRUST
REFERENCE AND ADMINISTRATIVE DETAIL**

**Registered Office
and Head Office**

Delta Academies Trust
Education House
Spawd Bone Lane
Knottingley
WF11 0EP

Company Registration Number

7386086 (England and Wales)

Auditors

KPMG UK
1 Sovereign Square
Sovereign Street
Leeds
LS1 4DA

Bankers

The Royal Bank of Scotland
2nd Floor
PO Box 4862
5 Church Street
Sheffield
S2 9EQ

Solicitors

Ward Hadaway
1A Tower Square
Wellington Street
Leeds
LS1 4DL

DELTA ACADEMIES TRUST

REPORT OF THE DIRECTORS AND THE STRATEGIC REPORT For the Year Ended 31 August 2016

The directors present their annual report together with the financial statements and auditor's report of the charitable company for the year ended 31 August 2016.

Structure, Governance and Management

Constitution

Delta Academies Trust (the Trust), formerly known as School Partnership Trust Academies was incorporated on the 23 September 2010. It is a company limited by guarantee with no share capital (registration no. 07386086) and is an exempt charity under the Academies Act 2010. The charitable company's memorandum and articles of association dated 11 October 2010, are the primary governing documents of the Trust. On the 30 September 2016 the directors decided to change the name of the organisation from School Partnership Trust Academies to Delta Academies Trust.

Directors of the charitable company are nominated by either the Secretary of State for Education or by the members. Directors are volunteers drawn from both the public and private sectors. The Trust is a single-trust multi-academy sponsor, with a clear geographical context, mainly in the Yorkshire and Humber region. It acts as one employer across all the academies which it sponsors.

Members' liability

Each member of the charitable company undertakes to contribute to the assets of the company in the event of it being wound up while he/she is a member, or within one year after he/she ceases to be a member, such amount as may be required, not exceeding £10, for the debts and liabilities contracted before he/she ceases to be a member.

Trustees Indemnities

In accordance with normal commercial practice Delta Academies Trust has purchased insurance to protect Directors/Trustees and Officers from claims arising from negligent acts, errors or omissions occurring whilst on Trust business. The insurance provides cover up to £1,000,000 on any one claim.

Governance

The Members have an overview of the governance arrangements of the Trust and the power to appoint and remove directors. The directors of the charitable company are directors for the purposes of the Companies Act 2006 and trustees for the purposes of charity legislation.

The members and directors, who were in office at 31 August 2016 and up to the date of signature of the financial statements and served throughout the year, are listed on page 3.

Board members act collectively and they do not have individual executive authority, with the exception of the Chief Executive Officer (CEO). The Board has delegated to the CEO all responsibility for the day-to-day management of the company. Where a matter is not specifically reserved to the Board, the CEO has authority to act. During the year under review the Board of Directors (BoD) held 8 meetings.

Sub-committees of the BoD include the Education Committee, Audit and Risk Committee, Finance and Capital Committee and the Remuneration Committee. Terms of Reference were reviewed and updated in relation to all committees. The Audit and Risk Committee met twice during the year, with the Finance and Capital Committee meeting three times. In the autumn term business of the Audit and Risk Committee was discussed at the Full Board of Directors meeting in December 2015. The Remuneration Committee meets annually and comprises of at least three board members. Each committee will present the minutes of its meetings to the BoD as soon as possible after each committee meeting. The committees will make recommendations to the BoD as they consider appropriate.

DELTA ACADEMIES TRUST

REPORT OF THE DIRECTORS AND THE STRATEGIC REPORT For the Year Ended 31 August 2016

Structure, Governance and Management (continued)

The Trust has reviewed the governance structures during the year with a view to recruiting additional members and directors. This has been achieved and the BoD now includes the skill sets identified in prior periods which has helped to strengthen the full BoD membership.

Each individual Academy within the group has a local committee, an Education Advisory Body (EAB), which is also a sub-committee of the main Delta Academies Trust Board. The EAB plays a key role in the life of each Academy and provides a link to the community they serve. Our model of governance delegates procedural and statutory powers in relation to the operation of each academy to the Academy Principal, with the EAB providing scrutiny, this is shared through a published handbook and scheme of delegation.

The EAB is responsible for overseeing the broad academy objectives for their own locality – working with the Academy Senior Leadership Team (SLT) to improve the whole life of the academy and its impact on its community.

The EAB at each academy met, as a minimum, at least once each term with an additional meeting at the start of the academic year.

The BoD is reviewing further their membership to possibly include representation from the EABs at Director level.

The training and induction provided to new Directors and EAB members will depend on their existing experience, where necessary induction will provide training on charity, educational, legal and financial matters. All new EAB members will also be given a tour of the Academy and the chance to meet with staff and students. All Directors and EAB members are provided with copies of policies. As there are normally only two or three new EAB members a year, induction tends to be done informally and is tailored specifically to the individual. Delta Academies Trust also has a Continual Professional Development (CPD) programme and online resources and a training tool which can be accessed by all EAB members.

The structure of the Education Advisory Bodies, are detailed within the Governance Handbook, of which all academies have a copy. There is also a published guidance framework for EAB assurance activities.

Organisational Structure

Delta Academies Trust included 46 academies within the year ending 31 August 2016. These are as follows:

Name	Date joined	Type
Garforth Academy	1 st November 2010	Secondary
Green Lane Primary Academy	1 st November 2010	Primary
Rossington All Saints Academy	26 th April 2011	Secondary
Ash Hill Academy	1 st September 2011	Secondary
Don Valley Academy and Performing Arts College	1 st September 2011	Secondary
Grange Lane Infant Academy	1 st September 2011	Infant
John Whitgift Academy	1 st September 2011	Secondary
Pheasant Bank Academy	1 st September 2011	Junior
Serlby Park Academy	1 st September 2011	3 - 19
The Vale Academy	1 st September 2011	Secondary
Rowena Academy	1 st November 2011	Infant
De Warenne Academy	1 st December 2011	Secondary
Queen Elizabeth's Academy	1 st January 2012	Secondary
Crookesbroom Primary Academy	1 st April 2012	Primary
De Lacy Academy	1 st April 2012	Secondary

DELTA ACADEMIES TRUST

REPORT OF THE DIRECTORS AND THE STRATEGIC REPORT For the Year Ended 31 August 2016

Structure, Governance and Management (continued)

Name	Date joined	Type
Hatfield Woodhouse Primary School	1 st April 2012	Primary
Highfields Primary Academy	1 st April 2012	Primary
Hull Trinity House Academy	1 st April 2012	Secondary
Vale Primary Academy	1 st July 2012	Primary
Weelsby Academy	1 st July 2012	Primary
Simpson's Lane Academy	1 st August 2012	Primary
Willow Green Academy	1 st August 2012	Primary
Worlaby Academy	1 st August 2012	Primary
Park View Primary Academy	1 st September 2012	Primary
Wainwright Primary Academy	1 st September 2012	Primary
Strand Primary Academy	1 st October 2012	Primary
Macaulay Primary Academy	1 st November 2012	Primary
Kingston Park Academy	1 st December 2012	Primary
Whetley Academy	1 st December 2012	Primary
Wybers Wood Academy	1 st December 2012	Primary
Melior Community Academy	1 st January 2013	Secondary
Willows Academy	1 st May 2013	Primary
East Garforth Primary Academy	1 st September 2013	Primary
Leamington Primary and Nursery Academy	1 st September 2013	Primary
Manor Croft Academy	1 st September 2013	Secondary
The Grove Academy	1 st September 2013	Alternative Provision
Mersey Primary Academy	1 st October 2013	Primary
Craven Primary Academy	1 st November 2013	Primary
England Lane Academy	1 st December 2013	Primary
The Parks Academy	1 st December 2013	Primary
Estcourt Primary Academy	1 st April 2014	Primary
Willoughby Road Primary Academy	1 st April 2014	Primary
Ingleby Manor Free School and 6 th Form	1 st September 2014	Secondary
St Wilfrid's Academy	1 st September 2014	Alternative Provision
The Elland Academy	1 st September 2014	Alternative Provision
The South Leeds Academy	1 st September 2015	Secondary

On the 22 August 2014 a new Master Funding Agreement (MFA) was signed and sealed by the Secretary of State for Education, this superseded all previous MFA's. The new MFA included a Deed of Variation and updated Supplementary Funding Agreements (SFA) for every academy.

Deeds of Variation have since also been entered into in relation to amending the pupil capacity within the Supplementary Agreements as detailed below.

The Vale Academy	Deed of Variation dated 14 th August 2015
Green Lane Primary Academy	Deed of Variation dated 29 th September 2015
Simpson's Lane Academy	Deed of Variation dated 31 st March 2016
Grange Lane Infant Academy	Deed of Variation dated 24 th August 2016

As at 1st September 2015 The South Leeds Academy transferred to the Delta Academies Trust from The South Leeds Academy Trust.

The Board of Directors (BoD) sets out the Trust's group strategy and operational policy in key areas which are then applied within and across all the academies through the organisational framework and schemes of delegation.

DELTA ACADEMIES TRUST

REPORT OF THE DIRECTORS AND THE STRATEGIC REPORT For the Year Ended 31 August 2016

Structure, Governance and Management (continued)

The Chief Executive Officer (CEO) is a member of the BoD and is also the Accounting Officer for Delta Academies Trust. Sir Paul Edwards resigned as CEO with effect from 21st October 2015 and the new CEO Mr Paul Tarn commenced his role as Director and Accounting Officer from 29th February 2016. The Accounting Officer role was undertaken by the Director of Education from 21st October 2015 until 28th February 2016.

The Accounting Officer, on behalf of the BoD, takes personal responsibility for assuring compliance with the Academies Financial Handbook (AFH), the Master Funding Agreement (MFA) and all relevant aspects of company and charitable law. The CEO, with support from his Executive Leadership Team (ELT) - have delegated responsibility under the BoD guidance, for the overall organisation, management and staffing of the organisation and for its procedures in financial and other matters, including conduct and discipline. The CEO and ELT provide overall leadership of the Core Team (CT).

Delta Academies Trust supports its academies through the CT, which has two functions: Academy Performance and Support Services. Each Academy contributes a proportion of its income to fund these core services. A percentage was set at 3.9% for the period ended 31 August 2016 (2015 - 3.9%) and this will be reviewed annually by the Board of Directors (BoD).

The CT monitors and supports the work of academies to help ensure consistent practice across the group. It has wide-ranging responsibilities across all its academies for assuring and ensuring educational improvement and for providing key business services as agreed by the BoD, especially in the areas of Finance, HR and Recruitment, Facilities and ICT.

The CEO or his representative will report as appropriate to each EAB at times throughout the academy year. These reports will complement and enhance reports from the academy and provide information on the progress of the local institution and the actions of the CT. The school and academy principals will contribute to this reporting process.

All members of the CT are ultimately accountable to the CEO and ELT. These senior staff who quality assure the work of the CT, are responsible for the recruitment of staff and ensuring adequate training of CT members and are accountable for this to the Board of Directors. The CT will support and inform the production of Academies' Development Plans. The CT's own Development Plan will reflect the priorities of the group members and be reviewed and adjusted annually against improvement priorities set by Delta Academies Trust and the EAB's. The CEO and his representatives actively participate in local governance.

In addition to the Director of Education, Director of Finance and Chief Compliance Officer the ELT also includes three Regional Directors of Education. The Regional Directors' work across the academies, together with other members of the CT, to support and inform the production of the Academies Improvement Plan and quality assure and monitor student achievement and progress, providing challenge to Academy senior leaders.

Core Team members will advise the EAB on Finance, Human Resources Management and Capital Work Provision (including Health and Safety). The advice received from the CT is provided on behalf of the BoD and is consequently binding. The EAB must consult with CT before making any decisions that may affect the agreed levels of delegation as set out within the Trust's Governance Handbook and the EAB's must report to CT actions taken within the scope of that delegation.

The Scheme of Delegation also specifies the level of financial control and delegation between the centre and member academies. The Trust will set out the arrangements for assuring financial compliance through internal and external audit processes.

DELTA ACADEMIES TRUST

REPORT OF THE DIRECTORS AND THE STRATEGIC REPORT For the Year Ended 31 August 2016

Structure, Governance and Management (continued)

The SLT at each academy differs depending on need and could include: Executive Principal, Principal, Head of Academy, Vice Principal and Assistant Principals and or Associate Roles. These managers control the Academy at a local level implementing the policies laid down by the Board of Directors, the ELT and the EAB and reporting back to them. As a group the Senior Leadership Team are responsible for the authorisation of spending within agreed budgets. Some spending control is devolved to members of the Middle Management Team, but all expenditure is countersigned by SLT or at certain levels the Core Finance Team and Delta Academies Trust Director of Finance.

Key Management Personnel

The Executive Leadership team (ELT) referred to on page 3 are also classed as key management personnel for the purposes of reporting under FRS102. The salary scales of the CEO and the Director of Education, Regional Directors and Executive Principals are set with reference to the School Teachers Pay and Conditions document and guidance published by the Department for Education (DfE), by the directors.

The Director of Finance and Chief Compliance Officer are paid on a leadership pay scale, the salary range assigned to each post was agreed taking into account the overall responsibilities and duties of each role and was benchmarked against organisations of a similar size.

The directors receive recommendations for the salary ranges for ELT from the CEO.

Connected Organisations and Related Party Transactions

Delta Academies Trust has a trading subsidiary School Partnership Services Limited details relating to the subsidiary are disclosed within note 29.

One of the directors of Delta Academies Trust is also a director of School Partnership Trust, which is a charitable organisation that fund raises and offers grants to students from our academies.

Objectives and Activities

We consider the following outline of our aims, objectives, strategies and activities as demonstrating our commitment to the provision for public benefit.

The principal object and activity of the charitable company is the operation of Delta Academies Trust, to advance, for the public benefit in the United Kingdom, in particular but without prejudice to the generality of the foregoing by, establishing, maintaining, carrying on, managing and developing schools ('the Academies') offering a broad and balanced curriculum.

In accordance with the Articles of Association the charitable company has adopted a Funding Agreement approved by the Secretary of State for Education. The Funding Agreement specifies, amongst other things, the basis for admitting students to each Academy, the catchment area from which the students are drawn, and that the curriculum should comply with the substance of the national curriculum and their practical applications.

DELTA ACADEMIES TRUST

REPORT OF THE DIRECTORS AND THE STRATEGIC REPORT For the Year Ended 31 August 2016

Objectives and Activities (continued)

Objects and Aims

The main objectives of Delta Academies Trust during the year ended 31 August 2016 are summarised below. All the academies within the Trust aim to be;

- Institutions with high expectations both for the individual and where there is a collective responsibility for raising community aspirations;
- Academies based upon social responsibility, honesty, equality and consideration for others;
- Highly successful academies where self-help, self-determination and self-improvement is encouraged;
- Innovative learning centres which develop lively and enquiring minds for both students and staff;
- Academies which promote inclusion and collaboration, which by working in partnership with local agencies, offer a personalised curriculum for all students;
- Academies where courtesy, co-operation, enterprise and initiative are paramount and where tolerance is practised; and
- At the centre of the community as a resource, in its service to others and in promoting community cohesion.

The Academies' main strategy is encompassed within the vision for Delta Academies Trust:

Our vision is based on the values and the principles of Delta Academies Trust. Our academies will:

- Change children's and young people's lives for the better, providing them with the skills, knowledge and understanding to be successful throughout life and contribute positively to their communities.
- Place learners at the heart of everything we do and ensure that we promote social responsibility, honesty, integrity and caring for others.
- Deliver outstanding academic outcomes for all pupils and students and engender in them the confidence and aspiration to be successful.
- Create a generation of young people who care about their environment and recognise that they can shape the future through their own actions.
- Recognise and appreciate the different beliefs others hold but will promote British Values and encourage active citizenship, promoting social cohesion.
- Promote scientific enquiry and the development of analytical thinking skills that enable pupils and students to question the world around them and evaluate received wisdom.
- Celebrate human creativity and the enrichment Arts bring to our lives and community.

DELTA ACADEMIES TRUST

REPORT OF THE DIRECTORS AND THE STRATEGIC REPORT For the Year Ended 31 August 2016

Objectives and Activities (continued)

Objects and Aims (continued)

The Board of Directors has set out six Strategic Objectives for the Trust in February 2015. These can be summarised as follows:

- Accelerate the pace of academy improvement to ensure all our academies deliver the best outcomes for their students. Increase the proportion of 'Good' or better academies within the group;
- Promote a wider educational experience for all our students, in particular those from a socially challenging context;
- Expand our provision for recruitment, training and CPD to ensure the development and maintenance of an expert workforce;
- Ensure our structures of Governance remain robust and appropriate in the context of public accountability and corporate growth;
- Ensure the financial stability and sustainability for Delta Academies Trust and for each of its academies;
- Commitment to continually improve and maintain our buildings to ensure that the communities we serve have the best facilities within our region.

The Trust is committed to outstanding educational provision for pupils, students and the local community. We seek to support lifelong learning and provide excellence in teaching through the encouragement of high expectations.

Public benefit

We have referred to the public benefit guidance contained in the Charity Commission general guidance when reviewing the Academy's aims and objectives and in planning future activities and we consider the outline contained within this report, of our aims, objectives, strategies and activities as demonstrating our commitment to the provision of public benefit.

Employee Involvement

Delta Academies Trust encourages the involvement of its employees in its management through regular meetings. It is the responsibility of the Executive Leadership Team (ELT) to disseminate information of a particular concern to employees, (including financial and economic factors affecting performance of the Trust) and for receiving their views in important matters of policy.

Equal opportunities and employment of disabled persons

Delta Academies Trust is committed to ensuring equality of opportunity for all who learn and work here. We respect and value positively differences in race, gender, sexual orientation, ability, class and age. We strive vigorously to remove barriers which place people at a disadvantage and we will actively promote inclusion. This policy will be resourced, implemented and monitored on a planned basis.

The Trust's Equality and Diversity Policy is publicly available.

DELTA ACADEMIES TRUST

REPORT OF THE DIRECTORS AND THE STRATEGIC REPORT For the Year Ended 31 August 2016

Equal opportunities and employment of disabled persons (continued)

The academies consider all applications from disabled persons, bearing in mind the aptitudes of the individuals concerned. Where an existing employee becomes disabled, every effort is made to ensure that employment with the Trust continues. Delta Academies Trust's policy is to provide training, career development and opportunities for promotion, which are, as far as possible, identical to those for other employees. An equalities policy is published each year and monitored by CT managers and EAB members.

Disability statement

The academies seek to achieve the objectives set down in the Equality Act 2010.

- Each academy has appointed a responsible person, who provides information, advice and arranges support where necessary for students with disabilities.
- The admissions policy for all students is described in each academy's supplementary funding agreement. Appeals against a decision not to offer a place are dealt with under the admissions policy and with reference to the national guidelines. The policies are reviewed annually by the EAB.
- Delta Academies Trust, together with each academy has made a significant investment in the appointment of specialist teachers to support students with learning difficulties and/or disabilities. There are a number of student support assistants who can provide a variety of support for learning. There is a continuing programme of staff development to ensure the provision of a high level of appropriate support for students who have learning difficulties and/or disabilities.
- Provision for special education needs is available within each academy.
- Counselling and welfare services are described in each academy's Student Planner, which is issued to students.

Modern Slavery Act 2015 Statement

The Trust has reviewed its existing policies and procedures in light of the Modern Slavery Act 2015 and we are confident that our policies promote good behaviour among our colleagues at work and within our Trust. Our policies and procedures are kept under review to make sure that they reflect the changing needs of the Trust and of the staff, students/pupils and the communities it serves.

Among the policies that we consider give us strength in avoiding modern slavery or human trafficking under the Act in the Trust are:

- Code of Conduct & Confidentiality;
- Equality & Diversity Policy;
- Fraud Policy;
- Gifts, Hospitality & Related Party Policy;
- Safer Recruitment Policy;
- Whistleblowing Policy.

The whistleblowing policy has been amended to draw attention to the risk of modern slavery or human trafficking and to stress that a report of concern in relation to those matters can be made under the protection of the whistleblowing policy.

This statement can be provided on request and has been approved by the Trust Board of Directors and is made pursuant to section 54(1) of the Modern Slavery Act 2015.

DELTA ACADEMIES TRUST

REPORT OF THE DIRECTORS AND THE STRATEGIC REPORT For the Year Ended 31 August 2016

STRATEGIC REPORT

Achievements and Performance

The Trust recognises the important role that Ofsted plays in monitoring standards, including in the school system. The profile of our academies continues to show improvements against the rigour of the new Ofsted Framework and their focus on achievement.

Primary Academies:

From the inspection of all primary academies in the academic year the following would be key points to note:

- There are now 18 (2015 -16) academies that are 'good' or better which equates to 64% of the Trust primary academies;
- Of the 5 primary academies that have been inspected in this year;
 - 1 academy maintained its 'Good' judgement (Simpsons Lane Academy)
 - 2 academies have moved from 'Requires Improvement' to 'Good' (Kingston Park Academy and Wybers Wood Academy)
 - 1 academy retained its 'Requires Improvement' judgement (Strand Primary Academy)
 - 1 academy moved from 'Special Measures' to 'Requires Improvement' (Wainwright Primary Academy)
- The above represents a profile where 80% of the primary academies inspected have either sustained their 'Outstanding/Good' Judgement, or improved their Ofsted category whilst sponsored by the Trust.

Secondary Academies:

From the inspection of all secondary academies to date the following would be key points to note:

- 13 secondary academies within the group have been inspected whilst sponsored by Delta Academies Trust.
- There are currently 5 academies that are 'good' or better which equates to 38%.
- Of the 5 secondary academies inspected in this year;
 - 1 academy retained its 'Good' judgment (Hull Trinity House Academy)
 - 1 academy retained its 'Requires Improvement' judgement; De Warne Academy
 - 2 academies in Special Measures following monitoring visits were deemed to making reasonable progress. (Don Valley Academy and Melior Community Academy)
 - 1 academy moved from 'Requires Improvement' to 'Serious Weaknesses' (John Whitgift Academy)

Given the inherited Ofsted profile on conversion of a number of academies, the Trust acknowledges the need to improve its schools further for young people. In response to this recognition the trust has undertaken a root and branch reform and restructure of its school improvement systems and practice.

DELTA ACADEMIES TRUST

REPORT OF THE DIRECTORS AND THE STRATEGIC REPORT For the Year Ended 31 August 2016

STRATEGIC REPORT (continued)

Achievements and Performance (continued)

These changes have been significant and include:

- The core team restructured to support rapid school improvement at Primary and Secondary phases
- Trust level target setting coupled to new tracking systems for all key metrics at Primary and Secondary level. This is used to target strategic intervention at a granular level.
- Whole scale curriculum change at secondary to ensure that students have the recommended learning time for subjects and the adoption of same day intervention strategy in Primary.
- The appointment of Curriculum Specialist Directors to support students and staff in raising attainment in both phases.
- Leadership changes across a number and CPD

These changes have already had a significant impact on secondary academy performance and the robust and comprehensive nature of the metrics now in place indicate this will continue and accelerate in 2016/17.

Results 2015/2016

Primary Academies

In 2016 the new testing arrangements introduced in Primary had a significant impact on the outcomes at both key stage one and two, the impact of this was seen nationally and within the Trust. The government announced that no comparison should be made between outcomes in 2016 and those in 2015.

Pupils are now expected to reach a new 'Age related' standard which is achieved through tests that are administered at key stage 2 and tests and teacher assessment at key stage 1. The assessment of Writing continues to be made through an evidence base of Teacher assessment.

In 2015 the National percentage for pupils achieving a Level 4 at key stage 2 in Reading Writing and Maths was 83%. In 2016 this combined measure nationally fell to 53%. The floor measure for attainment remains at 65% for combined and progress measures were calculated based on National statistics, zero being the floor measure.

Within the Trust just two academies were below floor Pheasant Bank and Weelsby, at both there have been significant changes in the leadership of the academies since these outcomes. PBA recently had a visit from the Regional Schools Commissioners (RSC) office where senior colleagues from the DfE departed saying they were reassured that the new direction of the Trust was positive and purposeful. Out of the 9 changes of leadership at the end of 2015/16, eight were below the national average, and thus further validated those decisions being taken

Six academies were on or above National for the combined measure, whilst only 2 academies were in line or above in 2015. The most significant issue for achievement at Key stage 1 and 2 was reading, whilst this is reflective of a declining trend nationally, much has been done since the summer to improve the data collection and analysis of data during the year.

Where academies have had Executive Principal (EP) support working across a locality they have done well for example Crookesbroom, Hatfield Woodhouse, Mersey, The Parks, Estcourt and Craven all achieved above national expectations.

DELTA ACADEMIES TRUST

REPORT OF THE DIRECTORS AND THE STRATEGIC REPORT For the Year Ended 31 August 2016

Results 2015/2016

Primary Academies (continued)

There was a distinct correlation within the Trust between the high levels of deprivation and reduced outcomes, many of the underperforming academies were those with the highest levels of FSM. In addition, the NLE academies (Green Lane, The Vale and Park View) performed below expectations, where this was significant Executive Principals have been appointed to add capacity and challenge to leadership. In Grimsby the outcomes were lower than predicted, significant strengthening of leadership has taken place since the summer, specialist teachers to deliver and train others have been appointed and intervention and tracking of outcomes has been a focus of rapid development.

Strand Primary Academy – significantly below national in all areas for attainment but positive progress measures in an area of high deprivation. Writing, phonics and Good Level of Development (GLD) were all above national. The head has since resigned and new Associate EP appointed. 75% of the teaching staff have been replaced and early indications are this has been positive. A Director of Learning is now working in the academy to ensure the effective use of GAP analysis to drive improvement.

Willoughby Road Primary Academy – above floor for progress but combined at key stage significantly below National. Reasoning in maths was particularly weak and we have therefore deployed of a Director of Learning for 2016.

England Lane Primary Academy – poor results in Maths and Reading, two year trend of little improvement at key stage 2, some improvement at KS1 and phonics. Progress was stronger particularly for Pupil Premium pupils, the academy received an Ofsted inspection early in the new academic year and secured an RI judgement given the strengths identified in leadership and the challenge in place from the Trust.

Weelsby Academy – GLD and KS1 closer to or on national. Poor KS2 outcomes in achievement. EP appointed to develop the rigour and accuracy of assessment to inform teaching and learning.

Serby Park Academy – maths, reading and GLD all significantly below national. Issues with Primary leadership already had significant support.

Green Lane Primary Academy – low FSM, writing issue across the academy in KS2. KS1 and phonics outcomes. Teaching and learning and Leadership are being addressed.

Highfields Primary Academy – parent issue, historical data, 14 pupils, new Head of Academy and Vice Principal (Jan 2016).

Park View Primary Academy (Leeds Local Authority EAL 36%) - The pupils with English as an additional language (EAL) had particularly low outcomes in the 2016 tests, however Park View EAL achieved 46% combined, which was significantly better than EAL pupils across the city of Leeds.

Whetley Academy - The academy has on average 30% Roma pupils and this cohort is no exception, multiple vulnerable group factors affected the overall figures whilst individual groups had achievement in line with those groups Nationally.

DELTA ACADEMIES TRUST
REPORT OF THE DIRECTORS AND THE STRATEGIC REPORT
For the Year Ended 31 August 2016

Secondary Academies

In 2015 six of the Trust's secondary academies were below the national floor standard. In 2016 this has reduced to just two academies. The 2016 results at KS4 (GCSE) show significant improvements.

The academies which did not make floor were as follows:

- Ash Hill Academy - This academy is below the new floor measure for Progress 8 at -0.63. Although the students gaining English and Maths rose by 7%. The Trust has appointed a Principal from September 2016 with a proven track record of high quality leadership, coupled to the changes listed above.
- South Leeds Academy – this academy transferred into the Trust in September 2015 and was significantly below the national floor measure with a progress 8 score of -1.1. Results in 2016 improved this to -0.86 but this remains significantly below the national floor measure. The Trust have appointed a new Principal with a proven track record of school improvement and made a significant number of staffing appointments to core subjects and leadership posts, including the deployment of specialist subject directors.

Notable changes for 2016 outcomes

- Don Valley Academy - The academy made significant progress towards removal from 'Special Measures'. The proportion of students gaining English and Maths rose by over 20% and is now in line with national
- John Whitgift Academy - This academy made significant improvement against Progress 8 measures and is now no longer below the national floor measure. The basic rose by 1% despite the cohort entry being significantly below national and previous years. The school was judged to have Serious Weaknesses at its section 5 inspection this year. The Trust has appointed a new Principal and deployed specialist support.
- Manor Croft Academy - The academy is no longer below the national floor measure for progress 8 or the old floor measure.
- Melior Community Academy - Although the academy is in 'Special Measures' it is making effective progress towards removal. The Academy is no longer below the national floor measure for Progress 8 or the old measure.
- De Wrenne – outcomes for the Basics (C+ in English and Maths) increased by 17% this year.
- Queen Elizabeth's Academy - The academy was judged by Ofsted to require Special Measures and has since transferred from our Sponsorship as at 1 September 2016.
- 10 out of 14 secondary academies have 6th Forms. The Key Stage 5 A level results were extremely positive with 97% of all students gaining A Levels within grade A* - E and in six academies 100% of students were successful. 27% of all students within the Trust 6th forms gained A* - B grades and the overall progress of all students increased on the previous year.
- The average GCSE point score across, all Delta Academies Trust Alternative Provision's (AP) and Pupil Referral Units (PRU), is significantly greater than both the 2015/16 national average (51.2) for AP/ PRU and the immediate geographic area. This is credited to high expectations and students being entered and passing a high number of qualifications.

DELTA ACADEMIES TRUST

**REPORT OF THE DIRECTORS AND THE STRATEGIC REPORT
For the Year Ended 31 August 2016**

Achievements and Performance (continued)

The achievements and performance of each academy are shown below:

Primaries

	Green Lane Primary Academy	Grange Lane Infant Academy	Pheasant Bank Academy	Serby Park Academy (Primary)	Rowena Academy	Crookes-broom Primary Academy	Hatfield Woodhouse Primary School	Highfields Primary Academy	Vale Primary Academy	Weelsby Academy	Simpsons Lane Academy
Date Joined	1 Nov 2010	1 Sept 2011	1 Sept 2011	1 Sept 2011	1 Nov 2011	1 Apr 2012	1 Apr 2012	1 Apr 2012	1 Jul 2012	1 Jul 2012	1 Aug 2012
KS1 Results	2016	2016	2016	2016	2016	2016	2016	2016	2016	2016	2016
% Age Related - Reading	62%	58%	N/A	74%	85%	79%	87%	50%	75%	66%	59%
% Age Related - Writing	34%	54%	N/A	74%	74%	75%	83%	43%	71%	66%	44%
% Age Related - Maths	55%	54%	N/A	76%	73%	79%	87%	64%	71%	64%	62%
KS2 Results											
% Age Related - Reading, Writing and Maths combined	42%	N/A	26%	31%	N/A	78%	74%	33%	52%	30%	49%
Levels of progress											
% Age Related - Reading	3.2	N/A	-7.6	-2.2	N/A	4.2	3.6	-0.9	-0.1	-3.2	-2.0
% Age Related - Writing	-5.9	N/A	-4.3	3.5	N/A	1.6	2.1	-6.2	2.6	-4.2	-1.0
% Age Related - Maths	0.5	N/A	-5.1	-3.2	N/A	4.5	1.1	-3.8	-2.3	-1.8	-0.4
Attendance											
Whole School	97%(97%)	94%(96%)	94%(96%)	95%(95%)	96%(96%)	96%(95%)	95%(95%)	92%(95%)	96%(95.6%)	95%(94%)	95%(94%)

DELTA ACADEMIES TRUST

REPORT OF THE DIRECTORS AND THE STRATEGIC REPORT
For the Year Ended 31 August 2016

Achievements and Performance (continued)

Primaries (continued)

	Willow Green Academy	Worlabby Academy	Park View Primary Academy	Wainwright Primary Academy	Strand Primary Academy	Macaulay Primary Academy	Kingston Park Academy	Whetley Academy	Wybers Wood Academy	Willows Academy
Date Joined	1 Aug 2012	1 Aug 2012	1 Sept 2012	1 Sept 2012	1 Oct 2012	1 Nov 2012	1 Dec 2012	1 Dec 2012	1 Dec 2012	1 May 2013
KS1 Results	2016	2016	2016	2016	2016	2016	2016	2016	2016	2016
% Age Related - Reading	79%	71%	57%	46%	35%	68%	78%	46%	63%	50%
% Age Related - Writing	71%	71%	47%	37%	14%	71%	78%	49%	61%	50%
% Age Related - Maths	75%	86%	53%	59%	36%	73%	78%	62%	65%	50%
KS2 Results										
% Age Related - Reading, Writing and Maths combined	48%	43%	41%	30%	30%	52%	50%	30%	56%	27%
Levels of progress										
% Age Related - Reading	-1.4	-2.6	1.1	-1.1	2.4	-3.3	2.9	-2.7	-2.3	-1.8
% Age Related - Writing	0.3	2.8	2.2	3.0	5.6	-0.3	4.9	0.9	1.4	1.5
% Age Related - Maths	1.8	-1.8	2.2	-3.47	0.5	1.9	5.9	0.2	-0.5	1.4
Attendance										
Whole School	95%(95%)	97%(98%)	96%(95%)	94%(94%)	93%(93%)	95%(96%)	95%(95%)	96%(96%)	97%(96%)	96%(96%)

DELTA ACADEMIES TRUST

REPORT OF THE DIRECTORS AND THE STRATEGIC REPORT
For the Year Ended 31 August 2016

Achievements and Performance (continued)

Primaries (continued)

	East Garforth Primary Academy	Leamington Primary and Nursery	Mersey Primary Academy	Craven Primary Academy	England Lane Academy	The Parks Academy	Estcourt Primary Academy	Willoughby Road Primary Academy
Date Joined	1 Sept 2013	1 Sept 2013	1 Oct 2013	1 Nov 2013	1 Dec 2013	1 Dec 2013	1 April 2014	1 April 2014
2016	2016	2016	2016	2016	2016	2016	2016	2016
KS1 Results								
% Age Related - Reading	68%	50%	80%	75%	58%	63%	73%	64%
% Age Related - Writing	44%	43%	80%	71%	50%	56%	73%	71%
% Age Related - Maths	65%	64%	80%	79%	73%	63%	75%	59%
KS2 Results								
% Age Related - Reading, Writing and Maths combined	43%	43%	50%	60%	25%	60%	50%	15%
Levels of progress								
% Age Related - Reading	1.4	-5.3	-0.3	2.9	-3.0	2.3	1.1	-4.8
% Age Related - Writing	0.5	-7.7	0.7	4.9	1.8	1.8	2.1	0.1
% Age Related - Maths	1.5	-2.5	1.7	5.9	-1.7	1.6	3.7	-3.3
Attendance								
Whole School	96%(97%)	95%(95%)	96%(95%)	95%(96%)	94%(94%)	96%(95%)	95%(95%)	95%(97%)

DELTA ACADEMIES TRUST

**REPORT OF THE DIRECTORS AND THE STRATEGIC REPORT
For the Year Ended 31 August 2016**

Achievements and Performance (continued)

Secondaries

	Garforth Academy 1 Nov 2010 2016(2015)	Rosington All Saints Academy 26 Apr 2011 2016(2015)	Ash Hill Academy 1 Sept 2011 2016(2015)	Don Valley Academy 1 Sept 2011 2016(2015)	Serlby Park Academy (Secondary) 1 Sept 2011 2016(2015)	John Whitgift Academy 1 Sept 2011 2016(2015)	The Vale Academy 1 Sept 2011 2016(2015)
GCSE Results							
Basics – English and Maths A* - C	73%(83%)	63%(62%)	39%(32%)	58%(38%)	69%(55%)	40%(39%)	62%(65%)
English A* - C	70% (88%)	69% (68%)	57% (48%)	72% (55%)	77% (75%)	47% (53%)	86% (74%)
Maths A* - C	80% (89%)	73% (73%)	47% (46%)	62% (44%)	75% (58%)	41% (47%)	77% (71%)
% English Baccalaureate	29%(35%)	29%(11%)	6%(2%)	17%(13%)	30%(21%)	8%(9%)	18%(24%)
Progress 8	0.42(0.24)	0.39 (-0.03)	-0.63(-1.12)	-0.11 (-0.59)	-0.06 (-0.22)	0.08 (-0.56)	0.18 (0.09)
A2 Results							
% A - B Passes	47%(46%)	34%(28%)	15%(24%)	24%(24%)	13% (47%)	N/A	24%(28%)
% A* - E Passes	100%(100%)	100%(100%)	100%(96%)	97%(98%)	100%(98%)	N/A	95%(100%)
Average point score	214 (211)	201 (206)	195 (177)	200 (184)	187 (190)	N/A	202 (185)
Attendance							
Whole school	96%(97%)	95%(95%)	94%(94%)	95%(94%)	95%(95%)	94%(94%)	95%(96%)

DELTA ACADEMIES TRUST

REPORT OF THE DIRECTORS AND THE STRATEGIC REPORT
For the Year Ended 31 August 2016

Achievements and Performance (continued)

Secondaries (continued)

	De Warenne Academy	Queen Elizabeth's Academy	De Lacy Academy	Hull Trinity House Academy	Melior Community Academy	Manor Croft Academy	The South Leeds Academy
Date Joined	1 Dec 2011 2016(2015)	1 Jan 2012 2016(2015)	1 Apr 2012 2016(2015)	1 Apr 2012 2016(2015)	1 January 2013 2016(2015)	1 September 2013 2016(2015)	1 Sept 2015 2016
GCSE Results							
Basics – English and Maths A* - C	61%(4%)	36% (34%)	58%(65%)	66%(74%)	48%(44%)	40%(40%)	25%
English A* - C	67% (67%)	43% (47%)	59% (75%)	77% (89%)	52% (58%)	52% (46%)	35%
Maths A* - C	68% (48%)	53% (59%)	67% (71%)	74% (76%)	56% (55%)	42% (48%)	36%
% English Baccalaureate	13% (9%)	3% (3%)	21% (20%)	23% (23%)	7% (4%)	8% (1.1%)	7%
Progress 8	-0.08 (-0.94)	-0.48 (0.46)	0.43 (-0.24)	0.07 (-0.24)	-0.02 (-0.42)	-0.05 (-0.78)	-0.55
A2 Results							
% A* - B Passes	41%(33%)	7%(37%)	0% (0%)	N/A	N/A	N/A	0% (0%)
% A* - E Passes	100%(91%)	73%(97%)	100%(100%)	N/A	N/A	N/A	95% (90%)
Average point score	236 (194)	184 (182)	160 (167)	N/A	N/A	N/A	174 (194)
Attendance							
Whole School	94.7%(95%)	95%(93%)	95%(94%)	95%(95%)	95%(94%)	93%(93%)	93%

DELTA ACADEMIES TRUST

REPORT OF THE DIRECTORS AND THE STRATEGIC REPORT For the Year Ended 31 August 2016

Notable Achievements

Delta Academies Trust continue to make a significant contribution towards the recruitment and training of new entrants into the profession. In addition the Trust continue to support the professional development of teachers and leaders and are committed to collaborating with other professionals and organisations.

School Direct 2015/16

31 trainees successfully completed the School Direct programme with the Trust.

Across the secondary programme 89% of the cohort achieved an overall Initial Teacher Training (ITT) Grade 1 (Outstanding) and 11% achieved Grade 2 (Good).

The Primary Programme saw 77% of the trainees achieve a Grade 1, 15% achieve a Grade 2 and 8% achieve a Grade 3.

Following completion of the School Direct Training Programme 77% of all trainees secured permanent positions within Delta Academies Trust. Of these appointments 11 of the 13 (85%) were primary trained and 13 from 18 (71%) were secondary trained.

School Direct 2016/17

The School Direct programme saw the recruitment of a further 38 salaried and unsalaried trainee teachers who were appointed during the year and commenced their training contracts on 1st September 2016.

Teaching Schools Alliances

Delta Academies Trust has two 'Teaching School Alliances' (TSA), both of which are classed as multiple teaching schools. Both were successful in maintaining their designations as Teaching Schools in July 2016 and November 2016.

Our Teaching School Alliances' have successfully appointed 57 Specialist Leaders of Education (SLE), 2 Local Leaders of Education (LLE), 8 National Leaders of Education (NLE) and we have 1 National Leader of Governance.

All leaders identified above are fully deployed across the Trust's group of academies to increase capacity around school improvement support.

Through the Teaching Schools School Improvement Programme we applied for funding to support teacher subject specialism training in maths. We were successful in this bid and were allocated £63,000. The training was delivered throughout 2015/16 and was aimed specifically at teachers where maths is not their specialist subject and also teachers looking to return to the profession. We had 22 Secondary teachers complete the Maths training and a further 13 staff complete the cross phase maths training (Mastery Pedagogy).

Further funding was applied for to continue and enhance the training in subject specialisms of Maths and Physics and the Trust was successful in obtaining funding of £59,000 per annum for 2 years 2016/17 and 2017/18. This will allow the Trust to train a further 24 teachers in maths (aimed at KS3 Mastery) and 20 teachers in Physics (aimed at KS4 Physics).

NQT Accreditation

Delta Academies Trust has Appropriate Body Status for Newly Qualified Teachers (NQT) accreditation. From 1 September 2015 we had 119 Newly Qualified Teachers (NQT's), of which 100 (84%) successfully completed their NQT year, 10 deferred to 2016/17 and 9 left without completion. The Trust currently has 75 Newly Qualified Teachers (NQT's) registered as from 1 September 2016.

DELTA ACADEMIES TRUST

REPORT OF THE DIRECTORS AND THE STRATEGIC REPORT For the Year Ended 31 August 2016

Achievements (continued)

Leadership Development Programme

Delta Academies Trust recognises the need to develop leaders from within its academies and is delivering a Transforming Leadership Programme from July 2016 to May 2017 to aspiring leaders across our Secondary and Alternative Provision academies. We currently have 400 staff members across the Trust attending the training, which covers various topics over 9 sessions, these include:

Vision, Curriculum Led Financial Planning, Ofsted Inspection and Framework, Target Setting and Accountability Framework, Leading in a Time of Change, Academy Finance and Compliance, Transformational Change, Curriculum Design, Health and Safety and Human Resources.

Cultural Education

We are working in partnership with Cape UK, which has also supported our links to Arts Council England. The programme highlights our commitment to the arts across the Trust and will enable us to continue promoting cultural learning with a commitment to our 43 schools engaging with Artsmark and Arts Award.

Capital Projects

Through the Priority Schools Building Project (Phase 1), we have seen the successful completion and opening of new builds at the following academies:

- *Don Valley Academy* – Opened November 2016.
- *Leamington Primary and Nursery Academy* – Opened September 2016.
- *Serlby Park Academy* – Opened April 2016.
- *Wainwright Primary Academy* – Opened February 2016.

The Vale Academy - New building expected to open December 2016.

We were also successful under the Priority Schools Building Project (Phase 2) for refurbishments/New Builds at 3 academies and initial meetings have been held with the DfE at Ash Hill Academy, De Lacy Academy and England Lane Academy.

The Trust were also awarded Capital Improvement Funding in April 2015 to be utilised across our academies by 31 March 2016 of £2,181,668. The DfE then awarded a further capital maintenance grant under the School Condition Allocation of £2,289,895 this amount covered the period from April 2016 and was to be utilised across our academies by March 2017.

DELTA ACADEMIES TRUST
REPORT OF THE DIRECTORS AND THE STRATEGIC REPORT
For the Year Ended 31 August 2016

Achievements (continued)

Capital Projects

The projects that were completed during the period 1 September 2015 to 31 August 2016 were as follows:

- Ash Hill Academy – Roofing and windows £16,951;
- Craven Primary Academy – Entrance gates £6,000 Re-modelling interior £84,549;
- Crookesbroom Primary Academy – Roofing £4,186 Foundation Link Corridor £189,095;
- De Lacy Academy – Refurbishment £500,000;
- Don Valley Academy – Fencing £7,866; Air conditioning £3,000
- England Lane Academy – New Boiler £16,314;
- Estcourt Primary Academy – Fire Alarm and Refurbishment £67,440;
- Garforth Academy - Roofing £99,485 Heating £222,731;
- Grange Lane Infant Academy – Refurbishment £102,500
- Hatfield Woodhouse Primary School – Building works £29,135;
- Highfields Primary Academy – Outdoor provision £23,798;
- Hull Trinity House Academy – Lift maintenance £7,080;
- Macaulay Primary Academy – Entrance £21,168, Internal partitioning £2,704;
- Manor Croft Academy – External doors £15,398;
- Melior Community Academy – Fencing £15,294;
- Mersey Primary Academy – Kitchen £15,531 Refurbishment £26,859;
- Park View Primary Academy – Roofing £69,677;
- Pheasant Bank Academy – Access and outdoor space £65,373
- Queen Elizabeth's Academy – Heating £62,305;
- Rowena Academy – Classroom refurbishment £22,750;
- Serlby Park Academy – Canopy for Infant school £25,000, Boiler £172,400;
- Strand Primary Academy – Heating £144,923;
- St Wilfrid's Academy – Refurbishment £298,527 Boiler £49,061;
- The Parks Academy – Outdoor play area £27,316;
- Vale Primary Academy – Building works £43,706;
- Weelsby Academy – Toilet refurbishment £20,000;
- Willoughby Road Primary Academy – Toilet refurbishment £15,842 Asbestos removal £9,891;
- Worlaby Academy – refurbishment £10,000
- Wybers Wood Academy – Boiler replacement £84,302 Playground drainage £76,009

The remainder of monies are being spent on projects that will be completed between 1 September 2016 and 31 March 2017.

A number of other capital projects were also completed in year. Simpson's Lane Academy was extended to cater for the increase in pupil demand within the Knottingley area. The extension was funded by the Local Authority and due for completion in January 2017. This expansion has allowed the academy to increase the Pupil Admission Number (PAN) from 45 to 75 per year group.

Whetley Academy completed the refurbishment of their Reception Classes in May 2016 at a cost to the academy of £450K out of monies allocated for capital purposes.

DELTA ACADEMIES TRUST

REPORT OF THE DIRECTORS AND THE STRATEGIC REPORT For the Year Ended 31 August 2016

Going concern

The Directors assess whether the use of going concern is appropriate i.e. whether there are any material uncertainties related to events or conditions that may cast significant doubt on the ability of the Delta Academies Trust to continue as a going concern. The Directors make this assessment in respect of a period of one year from the date of approval of the financial statements.

Delta Academies Trust made a deficit of £3,185k in the year and has net current assets, after the pension scheme liability, of £137,378k at the year end. The Trust had net current assets of £189,710k before the pension scheme liability and had cash balances of £27,838k at the year end. As such the board of directors has a reasonable expectation that the Trust has adequate resources to continue in operational existence for the foreseeable future and so the financial statements have been prepared on a going concern basis.

Finance Review

Financial objectives

Delta Academies Trust's financial objectives were:

- to achieve an annual operating surplus
- to pursue alternative sources of funding, on a selective basis, consistent with each academy's core competencies, and the need for a financial contribution to each academy's overall finances
- to generate sufficient levels of income to support the asset base of the academy
- to further improve each Academy's shorter term liquidity
- to fund continued capital investment.

Delta Academies Trust at 31 August 2016 had an in year deficit of £3,185K, this was as expected, however, to ensure the Trust moves towards a surplus in 2016/17 a number of restructures were undertaken during the year, to ensure not only the curriculum offer was fit for purpose, but also to ensure sustainability. The expectation of the Trust is that all academies produce in-year balanced budgets.

Financial report for the year

Most of the academies income is obtained from the Education Funding Agency (EFA) in the form of recurrent grants, the use of which is restricted to particular purposes. The grants received from the EFA during the year ended 31 August 2016 and the associated expenditure are shown as restricted funds in the statement of financial activities.

The Trust also receives grants for fixed assets from the EFA. In accordance with the Charities Statement of Recommended Practice, 'Accounting and Reporting by Charities' (SORP 2015), such grants are shown in the Statement of Financial Activities as restricted income in the fixed asset fund. The restricted fixed asset fund balance is reduced by annual depreciation charges over the expected useful life of the assets concerned.

During the year ended 31 August 2016, total expenditure of £138,138K (2015: £118,232K) exceeded recurrent grant funding from the EFA together with other incoming resources. The excess of expenditure over income for the year excluding Restricted Fixed Asset Funds was a deficit of £4,277K (2015 - Surplus £2,594K). The deficit includes pension service costs of £1,917K and therefore would have been a deficit of £2,360k if these were excluded.

DELTA ACADEMIES TRUST

REPORT OF THE DIRECTORS AND THE STRATEGIC REPORT For the Year Ended 31 August 2016

Financial report for the year (continued)

At 31 August 2016 the net book value of fixed assets was £172,701K (2015: £153,494K) and movements in tangible fixed assets are shown in note 12 to the financial statements. The assets were used exclusively for providing education and the associated support services to the students of the Academy.

Under Accounting Standard FRS102, it is necessary to charge projected deficits or surpluses on the Local Government Pension Scheme, which are provided for support staff, to the restricted fund. This resulted in the pension fund showing a deficit of £52,332K (2015: £29,970K). The pension fund deficit has seen an increase of 78% on 2015, this was mainly due to the market conditions following the referendum to leave Europe.

Reserves policy and financial position

Reserves policy

Delta Academies Trust has established a reserves policy to protect its activities and to make sufficient provision for future cash flow requirements and capital procurement. This policy is reviewed annually and encompasses the nature of income and expenditure streams, the need to match income with commitments and the nature of reserves.

The policy also provides the framework for future strategic planning and decision-making. The development of an effective reserves policy will help to mitigate the impact of any risk upon the continuing operations of the Trust.

The reserves policy and the establishment of ranges is based upon an annual risk assessment of the internal and external operating environment, as well as having a due regard for the nature of activities under taken by the Trust for its beneficiaries.

Unrestricted Reserves

The Unrestricted Fund is derived from either the Trust or the academy's activities for generating funds, investment income and other donations. A cumulative target range for Unrestricted Funds has been established by Delta Academies Trust at between 5% and 8% of total expenditure for the relevant financial year. The reason for this is to provide sufficient working capital to cover delays between spending and receipt of grants and to provide a cushion to deal with unexpected emergencies such as urgent maintenance.

Restricted Reserves

The Restricted Fund is represented by the main income for the academy which is the General Annual Grant (GAG), other grant contributions or donations that are received for a specific project or purpose.

Restricted Fixed Asset Reserve

The Restricted Fixed Asset Fund is specifically held for capital purposes and equates to the Net Book Value of the assets held by the Trust, plus any unspent Capital grants that have been accounted for in year less amounts outstanding on finance leases in respect of the PFI contracts at Manor Croft Academy and The South Leeds Academy.

DELTA ACADEMIES TRUST

REPORT OF THE DIRECTORS AND THE STRATEGIC REPORT For the Year Ended 31 August 2016

Pension Reserve

The pension surplus or deficit does not constitute an immediate liability or realisable asset and does not mean that the equivalent amount is already committed or no longer available to the Trust.

The presence of a pension surplus or deficit will generally result in a cash flow effect for Delta Academies Trust in the form of an increase or decrease in employers' pension contributions over a period of years. The Trust is confident that it can meet the required pension contributions from projected future income without significantly impacting upon its planned level of activities, however challenging this may be.

Delta Academies Trust continues to calculate its reserves without setting aside a Designated Reserve to cover the pension liability.

Management of Reserves

Reserves held in excess of the target percentages for Unrestricted Fund and Restricted Fund will be reviewed by Delta Academies Trust on a regular basis and an appropriate range of options will be considered. This may include releasing the funds into the revenue budget in furtherance of The Trust's objectives, assigning funds to appropriate designated reserves as may be determined by the Trust, or investing the funds to generate further income to allow expansion of the Trust's work.

The movement of funds from restricted to unrestricted must be subject to obtaining appropriate consent from the original donor of the funds.

The directors have determined that the appropriate level of unrestricted reserves based on the above policy should be between £6,907K and £11,051K (2015: Between £5,912K and £9,458K). The Trust's current level of unrestricted reserves (total funds less the amount held in fixed assets and restricted funds) is £10,857K (2015: £9,445K) which is within the suggested limits.

Financial position

Delta Academies Trust held fund balances at 31 August 2016 of £137,378K (2015: £161,008K) comprising £165,390K (2015: £164,298K) of restricted fixed asset funds, £13,463K (2015 - £17,235K) of other restricted funds and £10,857K (2015: £9,445K) of unrestricted general funds and a pension reserve deficit of £52,332K (2015: £29,970K).

Investment Policy

The Trust's current investment policy is to maximise income but from a low risk strategy. All monies are currently held on bank deposit and are attracting interest on a quarterly basis. Any funds held on fixed term deposits are to maximise any interest receivable. All funds can still be immediately accessed if needed.

Principal Risks and Uncertainties

Delta Academies Trust has undertaken further work during the year to develop and embed the system of internal control, including financial, operational and risk management which is designed to protect the Trust's assets and reputation.

DELTA ACADEMIES TRUST

REPORT OF THE DIRECTORS AND THE STRATEGIC REPORT For the Year Ended 31 August 2016

Principal Risks and Uncertainties (continued)

Delta Academies Trust have also appointed RSM to assist with a review of systems, controls and other areas. Over this financial year RSM have reviewed and reported to the BoD on the following areas:

- Financial Controls;
- Fixed Assets Review;
- Use of Capital Funding to support the Estate; and
- Safeguarding Review.

RSM also carry out a follow up Audit and report whether previous recommendations have been implemented.

The work undertaken provides independent assurance to the Audit and Risk Committee and the Accounting Officer that controls have been adequately designed and complied with.

Delta Academies Trust's Core Team (CT) undertake a comprehensive review of the risks to which both the Trust and each academy are exposed. They identify systems and procedures, including specific preventable actions which should mitigate any potential impact on the organisation. The internal controls are then implemented and the subsequent year's appraisal will review their effectiveness and progress against risk mitigation actions. The CT also consider any risks which may arise as a result of any new area of work being undertaken by an Academy.

In addition to the above the CT meet on a regular basis with the Principals of each academy at Secondary and Primary Network meetings. ELT together with Educational Subject Directors are present to ensure quality assurance of information provided and ensure all risks are identified. This forms the basis of a risk register, which is then reviewed and updated at follow up meetings to ensure where possible all risks are mitigated.

Outlined below is a description of the principal risk factors that may affect each academy. Not all the factors are within each academy's control. Other factors besides those listed below may also adversely affect each of them.

1. Government funding

The Trust has considerable reliance on continued government funding through the EFA. In 2015/16 91% (2014/15: 92%) of the Trust's revenue was ultimately publicly funded and this level of requirement is expected to continue. There can be no assurance that government policy or practice will remain the same or that public funding will continue at the same levels or on the same terms and with rising staff costs sustainability will become more difficult.

This risk is mitigated in a number of ways:

- By ensuring each Academy is rigorous in delivering high quality education and training and thereby maintaining/increasing student numbers;
- By ensuring appropriate Curriculum Led Financial Plans are in place and reviewed and updated for each academy. Financial sustainability relies heavily on having an appropriate curriculum in place that meets the needs of the students but is also staffed at appropriate levels which are affordable.
- Considerable focus and investment is placed on maintaining and managing key relationships with the EFA.

DELTA ACADEMIES TRUST

REPORT OF THE DIRECTORS AND THE STRATEGIC REPORT For the Year Ended 31 August 2016

2. Maintain adequate funding of pension liabilities

The financial statements report the cumulative share of the pension scheme deficit on the trust's balance sheet in line with the requirements of FRS102.

Plans for Future Periods

Delta Academies Trust will continue to focus educational improvements in attainment and progress for every pupil and student with the aim to provide the highest quality provision. While we must ensure the highest levels of teaching and performance in our academies we must remember that education is also about the widening of opportunity of experience for all our students, especially the most vulnerable and challenging.

Following the year end the Trust has seen the Primary Ofsted judgements improve further with Craven Primary Academy and England Lane Academy both being inspected in October 2016, with Craven Primary Academy moving from 'Special Measures' to 'Outstanding' in all categories and England Lane Primary Academy moving from 'Special Measures' to 'Requires Improvement'. We continue to prioritise and work towards ensuring our primaries all achieve 'Outstanding' status and provide an educational environment where all pupils can succeed.

As at the 1 September 2016 two academies, Queen Elizabeth's Academy and Wainwright Primary Academy transferred from Delta Academies Trust to Diverse Academies Trust. The assets and liabilities will transfer at their net realisable value as at the date of transfer. The net realisable value is considered to represent their fair value.

The Trust is currently negotiating with a new sponsor for Leamington Primary and Nursery Academy. The date of transfer from Delta Academies Trust to Flying High Trust has been agreed as 1 January 2017.

Basis of Preparation of Financial Statements and Accounting Policies and Practices

The financial statements have been prepared in accordance with the accounting policies set out on pages 49 to 54 and comply with the charitable company's memorandum and articles of association, applicable laws and the requirements of the Charities SORP (FRS 102).

So far as the Accounting Officer and Directors are aware, Delta Academies Trust has disclosed all relevant information to the financial statement auditors. The Accounting Officer believes he has taken all the steps that he ought to make himself aware of any information relevant to the audit and to establish that the financial statement auditors are aware of that information.

Auditors

The auditors, KPMG UK were appointed during the year and are willing to continue in office, a resolution to re-appoint them will be proposed at the annual general meeting.

The Report of the Directors and the Strategic Report, (included therein) was approved by the Board of Directors on *15th* December 2016 and signed on their behalf by:



Steven Hodsman

Chair of the Board of Directors

DELTA ACADEMIES TRUST
GOVERNANCE STATEMENT
For the Year Ended 31 August 2016

Scope of responsibility

As directors, we acknowledge we have overall responsibility for ensuring that the Delta Academies Trust has an effective and appropriate system of control, financial and otherwise. However, such a system is designed to manage rather than eliminate the risk of failure to achieve business objectives, and can provide only reasonable and not absolute assurance against material misstatement or loss.

The Directors have delegated the day-to-day responsibility to the Accounting Officer, for ensuring financial controls conform to the requirements of both propriety and good financial management and in accordance with the requirements and responsibilities assigned to it in the funding agreement between Delta Academies Trust and the Secretary of State for Education. He is also responsible for reporting to the Board of Directors any material weaknesses or breakdowns in internal control.

Governance

The information on governance here supplements that described within the Directors Report and in the Statement of Directors Responsibilities. The Directors have formally met 8 times during the year. Attendance during the year at meetings of the Board of Directors was as follows:

Director	Meetings attended	Out of a possible
Sean Cavan ^ (Chair to until 17/12/15)	7	8
Steve Hodsman ^ (Chair from 17/12/15)	8	8
Lesley Bailey ^	6	8
Paul Tarn (appointed 29/2/16)	3	3
Roger Plant (appointed 29/2/16, resigned 17/6/16)	2	2
David White (appointed 27/5/16)	1	1
Natalie Cox ^ (resigned 19/6/16)	5	6
Karen Bromage (resigned 18/4/16)	7	7
Sir Paul Edwards (resigned 21/10/15)	1	1
Ian Garforth (removed 15/12/15)	1	2
Paul Hirst (resigned 14/12/16)	1	2

^Remuneration committee members

During the year there have been a number of changes to the composition of the Board of Directors and two further Non- Executive Directors were appointed in September 2016. This has now brought some stability to the Trust following a number of changes at Board of Directors level during the year.

The annual self-evaluation was not undertaken in 2015/16 by the directors, however it was decided that a skills audit of the Board of Directors would be undertaken in 2017, followed by the annual self-evaluation. Training and development opportunities would be given in relation to the gaps in Board skills identified.

In addition to the formal Board of Director and Sub-Committee meetings the Directors also participate in activities across the Trust including academy visits, appeals and complaints. One of our Non-Executive Directors is a National Leader for Governance and has undertaken reviews of Governance at a number of academies to support their ongoing development. Two of the Non-Executive Directors are also Chairs of Education Advisory Bodies (EAB's) and in this role participate in numerous activities including visits to link senior staff in the Academies. Reflective notes of visit are completed following each visit.

DELTA ACADEMIES TRUST
GOVERNANCE STATEMENT
For the Year Ended 31 August 2016

(continued)

A Corporate risk register has been presented to the Audit and Risk Committee and will be developed further in 2017. The Risk Reports covering Educational and Finance Risks produced centrally for each Academy feed into the overall assessment of the operational risks to be managed by Delta Academies Trust.

The Finance and Capital Committee assists the Board in its ongoing oversight of the Trust's arrangements for budgeting, financial planning, financial performance and financial reporting in respect of both revenue and capital activities. This enables more detailed consideration to be given to financial aspects of the Trust and allows the Directors to fulfil their responsibilities to ensure sound management of the academy's finances and resources, including proper planning, monitoring and probity.

The Finance and Capital Committee reviewed detailed budgets, 5 year forecasts, management accounts (including variance analysis), the budget summary for all academies identifying any risks with regard to sustainability and ensuring plans are in place to ensure academies do not go into deficits. This committee also has an overview of the planned capital expenditure ensuring funds are appropriately targeted to maintain the Trust's assets in a good condition and address risks around health and safety and compliance.

The Audit and Risk Committee assess the scope and effectiveness of the systems established by management to identify, manage and monitor financial and non-financial risks to the company. It maintains an oversight of the Trust's governance, internal control, financial reporting and value for money frameworks in order to establish levels of compliance throughout the company. The Audit and Risk Committee have reviewed both the Corporate Risk Register and Audit Risk Tracker. Both registers will be developed further in 2016/17. The committee also receive Internal Audit reports from RSM and track the recommendations to ensure implementation in a timely manner. In 2015/16 these reports covered the following areas:

- Financial Controls;
- Fixed Assets Review;
- Use of Capital Funding to support the Estate; and
- Safeguarding Review.

In addition to the above the Trust had also agreed a review of IT strategy and Compliance however it was agreed by Directors that this could be moved into 2016/17 academic year.

RSM also carry out a follow up Audit and report whether previous recommendations have been implemented.

Membership and attendance of each sub- committees during the year were as follows:

Finance and Capital Committee

Director	Meetings attended	Out of a possible
Lesley Bailey	3	3
Sean Cavan	1	1
Natalie Cox	1	1
Steven Hodzman (Chair)	3	3

DELTA ACADEMIES TRUST
GOVERNANCE STATEMENT
For the Year Ended 31 August 2016

(continued)

Audit and Risk Committee

Director	Meetings attended	Out of a possible
Lesley Bailey	2	2
Sean Cavan (Chair)	1	1
Natalie Cox	1	1
Steven Hodsman	1	1

The CEO attended the above committees by invitation.

A Remuneration Committee meets annually, 3 of the directors were in attendance. This committee approves performance awards allocated to CEO, Executive Leadership Team, Senior Leaders within the CT earning over £60,000, Executive Principals, Principals, Heads of Academy and other academy staff earning over £60,000.

Review of Value for Money

The Accounting Officer has responsibility for ensuring that the Trust delivers good value in the use of public resources. The accounting officer understands that value for money refers to the educational and wider societal outcomes achieved in return for the taxpayer resources received.

The accounting officer considers how the Trust's use of its resources has provided good value for money during each academic year, both centrally at the Trust in the work of the CT which supports and monitors the work of the Academies and at each of the Academies. The accounting officer reports to the Board of Directors where value for money can be improved, including the use of benchmarking data where available. The accounting officer for the Trust has delivered improved value for money during the year by utilising the Delta Academies Trust Core Team (CT) to provide support in Academy Improvement and various business support services including: Finance, HR, Payroll, Recruitment, ICT, Governance, Professional Development Programmes and Facilities (including Capital Development and Health and Safety).

The Academy Improvement Team lead on the raising of educational attainment and standards and include subject specific Directors in Maths, English, Science, Humanities and Modern Foreign Languages and Directors of Primary Learning. It takes local context into account but will endeavour to deliver a consistent recognisable strategy in all Academies. This approach challenges and supports the local Senior Leadership Team in each Academy and sets the methodology for improving student attainment and progress. All other core services provided by the Trust allow the Principals at its academies to concentrate and focus on delivering excellent teaching and learning, while the Trust undertake functions centrally on their behalf.

Individual value for money statements have been prepared by each Principal at our academies and returned to the Trust. These statements, together with activities undertaken centrally, underpin the review of value for money and include examples of good practice and collaboration as detailed below.

- We have implemented a new structure to support challenge and progress in educational standards which includes the appointment of the subject specific directors and primary directors.

DELTA ACADEMIES TRUST
GOVERNANCE STATEMENT
For the Year Ended 31 August 2016

(continued)

- We have continued to develop the use of the Executive Principal model across the group to provide effective and cost effective support across groups of primary and secondary Academies.
- The deployment of SLE cohort across the Trust's group of academies to increase capacity around school improvement support.
- Recruitment to shared posts across a number of academies.
- Implementation of standardised Curriculum Led Financial Planning to ensure a curriculum that is fit for purpose and enables academies to have the appropriate staffing structures in place that are also financially sustainable.
- Continued review of the curriculum models to ensure that Progress 8 outcomes are maximised.
- Delta Academies Trust has developed a Continual Professional Development Programme, which can be accessed by all our academies. This provides a cost effective approach to training and targets specific support and the sharing of best practice.
- We use centralised procurement in certain areas to achieve value for money. These include framework contracts for ICT, capital works and maintenance procurement to minimise the administrative burden and maximise the financial benefit for individual academies. We also use specialist subcontractors, wherever possible, in single trade packages to eliminate the need for a main contractor's involvement and overheads and have grouped projects which have a similar scope together, such as for windows, roofs, kitchens and boilers. The Trust also procures centrally on behalf of all its academies legal services, Disclosure and Barring Service checks, insurance and energy; this secures economies of scale and discounted prices and allows Delta Academies Trust to compare the costs against other suppliers. All External and Internal Audit is procured centrally and managed centrally by Delta Academies Trust which reduces the burden on the individual Principals and staff working within each academy. We are also reviewing further opportunities to procure centrally to maximise savings for the Trust such as uniforms, student planners and stationery.
- We have supported all our primary academies in responding to the new approach to 'assessment without levels' by procuring one system to be used across all academies. This has allowed us to secure economies of scale and to pursue a collaborative approach to implementation and training.
- CT have also supported academies in the change of contracts and procurement of catering, cleaning, printing and communication solutions.

The EFA carried out a Financial Management and Governance review in March 2015, the review concluded that, 'at the time of the visit, overall the Trust operates under a strong financial management and governance structure which is compliant with the requirements of the Academies Financial Handbook and provides a high level of assurance over the management and control of public funds. The Trust provides a comprehensive suite of services for the 3.9% top slice which represents value for money and fully meets the needs of its academies.'

The purpose of the system of internal control

The system of internal control is designed to manage risk to a reasonable level rather than to eliminate all risk of failure to achieve policies, aims and objectives; it can therefore only provide reasonable and not absolute assurance of effectiveness. The system of internal control is based on an on-going process designed to identify and prioritise the risks to the achievement of Delta Academies Trust's policies, aims and objectives, to evaluate the likelihood of those risks being realised and the impact should they be realised, and to manage them efficiently, effectively and economically. The system of internal control has been in place in Delta Academies Trust for the period ended 31 August 2016 and up to the date of approval of the annual report and accounts.

DELTA ACADEMIES TRUST
GOVERNANCE STATEMENT
For the Year Ended 31 August 2016

(continued)

Capacity to Handle Risk

The Board of Directors have reviewed the key risks to which the Trust is exposed together with the operating, financial and compliance controls that have been implemented to mitigate those risks. They are of the view that there is a formal on-going process for identifying, evaluating and managing the Trust's significant risks that have been in place for the year ending 31 August 2016 and up to the date of approval of the annual report and financial statements. The process is reviewed annually.

The Risk and Control Framework

Delta Academies Trust system of internal financial control is based on a framework of regular management information and administrative procedures including the segregation of duties and a system of delegation and accountability. In particular, it includes each academy and centrally:

- comprehensive budgeting and monitoring systems with an annual budget and periodic financial reports. Central budgets, together with summaries of each academy's budgets are reviewed and agreed by the Board of Directors and individual academy budgets are also presented by CT and reviewed and adopted at local Education Advisory Board meetings;
- regular reviews by the Board of Directors and for individual academies, by their Finance Committee, of reports, which indicate financial performance against the forecasts and of major purchase plans, capital works and expenditure programmes;
- setting targets to measure financial and other performance;
- clearly defined purchasing (asset purchase or capital investment) guidelines;
- delegation of authority and segregation of duties; and
- identification and management of risks at regular meetings of CT and academy principals.

The Board of Directors considered the need for a specific internal audit function and decided to appoint RSM UK Risk Advisory Services LLP to assist with a review of systems, controls and other areas. RSM report their findings to the Audit and Risk Committee. RSM report to the Audit and Risk Committee on the operation of the systems of control and on the discharge of the director's financial responsibilities, these reports are also presented in summary at Local Education Advisory Body meetings.

The Trust employs a Chief Compliance Officer (CCO) who monitors and reviews Trust compliance with the relevant legislation and guidelines from the DfE/EFA. The CCO also ensures the implementation of recommendations made by the Internal Auditors and reports accordingly to the Audit and Risk Committee.

DELTA ACADEMIES TRUST
GOVERNANCE STATEMENT
For the Year Ended 31 August 2016

(continued)


Review of effectiveness

The Accounting Officer has responsibility for reviewing the effectiveness of the system of internal control. His review of the effectiveness of the system of internal control is informed by:


- the work of the internal auditors;
- the work of the external auditors;
- the financial management and governance assessment process; and
- the work of the executive managers within Delta Academies Trust who have responsibility for the development and maintenance of the internal control framework.

The Accounting Officer has been advised of the implications of the result of their review of the system of internal control by the Internal Auditors and a plan to address weaknesses and ensure continuous improvement of the system is in place.

Approved on behalf of the directors of Delta Academies Trust on 15th December 2016 and signed on its behalf by:



Steven Hodsman
Chair of the Board of Directors



Paul Tarn
Accounting Officer


DELTA ACADEMIES TRUST

**STATEMENT ON REGULARITY, PROPRIETY AND COMPLIANCE
For the Year Ended 31 August 2016**

As Accounting Officer of Delta Academies Trust, I have considered my responsibility to notify the Trust Board of Directors and the Education Funding Agency of material irregularity, impropriety and non-compliance with EFA terms and conditions of funding, under the funding agreement in place between the Trust and the Secretary of State. As part of my consideration I have had due regard to the requirements of the Academy Financial Handbook.

I confirm that I and the Trust Board of Directors are able to identify any material irregular or improper use of funds by the Trust, or material non-compliance with the terms and conditions of the funding under the Trust's funding agreement and the Academies Financial Handbook.

I confirm that no instances of material irregularity and impropriety or funding non-compliance have been discovered to date. If any instances are identified after the date of this statement, these will be notified to the Board of Directors and EFA.



**Paul Tarn
Accounting Officer**

15th December 2016

DELTA ACADEMIES TRUST

STATEMENT OF DIRECTORS RESPONSIBILITIES For the Year Ended 31 August 2016

The Board of Directors (who are also the trustees of the charitable company for the purposes of charity law) are responsible for preparing the Directors Report (including the Strategic Report) and financial statements in accordance with the Annual Accounts Requirements issued by the Education Funding Agency, United Kingdom Accounting Standards (United Kingdom Generally Accepted Accounting Practice) and applicable law and regulations and the Academies Accounts Direction 2015 to 2016 issued by the Education Funding Agency.

Company law requires the directors to prepare financial statements for each financial year. Under company law the directors must not approve the financial statements unless they are satisfied that they give a true and fair view of the state of affairs of the charitable company and of its incoming resources and application of resources, including its income and expenditure, for that period. In preparing financial statements giving a true and fair view, the directors are required to:

- select suitable accounting policies and then apply them consistently;
- observe the methods and principles of the Charities SORP;
- make judgements and estimates that are reasonable and prudent;
- state whether applicable UK accounting standards have been followed, subject to any material departures disclosed and explained in the financial statements; and
- prepare the financial statements on the going concern basis unless it is inappropriate to presume that the charitable company will continue in operation.

The directors are responsible for keeping adequate accounting records that are sufficient to show and explain the charitable company's transactions and disclose with reasonable accuracy at any time the financial position of the charitable company and enable them to ensure that the financial statements comply with the Companies Act 2006. They are responsible for safeguarding the assets of the charitable company and hence for taking reasonable steps for the prevention and detection of fraud and other irregularities.

The directors are responsible for ensuring that in its conduct and operation the Charitable Company applies financial and other controls, which conform with the requirements both of propriety and of good financial management. They are responsible for ensuring grants received from the EFA/DFE have been applied for the purposes intended.

The directors are responsible for the maintenance and integrity of the corporate and financial information included on the charitable company's website. Legislation in the United Kingdom governing the preparation and dissemination of accounts may differ from legislation in other jurisdictions.

Approved by order of the members of the Board of Directors on 15th December 2016 and signed on its behalf by:



Steven Hodsman

Chair of the Board of Directors

**INDEPENDENT AUDITOR'S REPORT TO THE BOARD OF DIRECTORS OF
DELTA ACADEMIES TRUST**

YEAR ENDED 31 AUGUST 2016

We have audited the financial statements of Delta Academies Trust for the year ended 31 August 2016 set out on pages 46 - 86. The financial reporting framework that has been applied in their preparation is applicable law, the Academies Accounts Direction 2015 to 2016, and UK Accounting Standards (UK Generally Accepted Accounting Practice) including FRS 102 'The Financial Reporting Standard applicable in the UK and Republic of Ireland'.

This report is made solely to the charitable company's members, as a body, in accordance with Chapter 3 of Part 16 of the Companies Act 2006 and in respect of the separate opinion in relation to compliance with the Academies Accounts Direction 2015 to 2016 issued by the Education Funding Agency ('EFA') on terms that have been agreed. Our audit work has been undertaken so that we might state to the charitable company's members those matters we are required to state to them in an auditors' report and, in respect of the separate opinion in relation to compliance with the Academies Accounts Direction 2015 to 2016 issued by the EFA, those matters that we have agreed to state to them in our report and for no other purpose. To the fullest extent permitted by law, we do not accept or assume responsibility to anyone other than the charitable company and its members as a body, for our audit work, for this report, or for the opinions we have formed.

Respective responsibilities of the Directors and auditor

As explained more fully in the Statement of Directors' Responsibilities set out on page 15, the Trustees (who act as Directors of the charitable company for the purposes of company law) are responsible for the preparation of financial statements which give a true and fair view. Our responsibility is to audit, and express an opinion, on the financial statements in accordance with applicable law and International Standards on Auditing (UK and Ireland). Those auditing standards require us to comply with the Auditing Practices Board's Ethical Standards for Auditors.

Scope of the audit of the financial statements

A description of the scope of an audit of financial statements is provided on the Financial Reporting Council's website at www.frc.org.uk/auditscopeukprivate.

Opinion on financial statements

In our opinion the financial statements:

- give a true and fair view of the state of the charitable company's affairs at 31 August 2016, and of its incoming resources and application of resources, including its income and expenditure, for the year then ended;
- have been properly prepared in accordance with UK Generally Accepted Accounting Practice;
- have been prepared in accordance with the Companies Act 2006;
- have been prepared in accordance with the Academies Accounts Direction 2015 to 2016 issued by the EFA.

Opinion on other matter prescribed by the Companies Act 2006

In our opinion the information in the Directors' Annual Report, which constitutes the Strategic Report and the Directors' Report, for the financial year for which the financial statements are prepared is consistent with the financial statements.

**INDEPENDENT AUDITOR'S REPORT TO THE BOARD OF DIRECTORS OF
DELTA ACADEMIES TRUST**

YEAR ENDED 31 AUGUST 2016

Matters on which we are required to report by exception

We have nothing to report in respect of the following matters where the Companies Act 2006 requires us to report to you if, in our opinion:

- the charitable company has not kept adequate accounting records or returns adequate for our audit have not been received from branches not visited by us; or
- the charitable company financial statements are not in agreement with the accounting records and returns; or
- certain disclosures of trustees' remuneration specified by law are not made; or
- we have not received all the information and explanations we require for our audit.



Clare Partridge (Senior Statutory Auditor)
for and on behalf of KPMG LLP, Statutory Auditor
Chartered Accountants
1 Sovereign Square
Sovereign Street
Leeds
LS1 4DA

15 December 2016

DELTA ACADEMIES TRUST

INDEPENDENT REPORTING ACCOUNTANTS ASSURANCE REPORT ON REGULARITY TO DELTA ACADEMIES TRUST AND THE EDUCATION FUNDING AGENCY

In accordance with the terms of our engagement letter dated 18 October 2016 and further to the requirements of the Education Funding Agency (EFA) as included in the Academies Accounts Direction 2015 to 2016, we have carried out an engagement to obtain limited assurance about whether the expenditure disbursed and income received by during the period 1 September 2015 to 31 August 2016 have been applied to the purposes identified by Parliament and the financial transactions conform to the authorities which govern them.

This report is made solely to Delta Academies Trust (the Trust) and EFA in accordance with the terms of our engagement letter. Our work has been undertaken so that we might state to the Trust and EFA those matters we are required to state in a report and for no other purpose. To the fullest extent permitted by law, we do not accept or assume responsibility to anyone other than the Trust and EFA, for our work, for this report, or for the conclusion we have formed.

Respective responsibilities of the Trust's accounting officer and the reporting accountant

The accounting officer is responsible, under the requirements of the Trust's funding agreement with the Secretary of State for Education dated as updated 24 August 2014 and the Academies Financial Handbook, extant from 1 September 2015, for ensuring that expenditure disbursed and income received is applied for the purposes intended by Parliament and the financial transactions conform to the authorities which govern them.

Our responsibilities for this engagement are established in the United Kingdom by our profession's ethical guidance and are to obtain limited assurance and report in accordance with our engagement letter and the requirements of the Academies Accounts Direction 2015 to 2016. We report to you whether anything has come to our attention in carrying out our work which suggests that in all material respects, expenditure disbursed and income received during the period 1 September 2015 to 31 August 2016 have not been applied to purposes intended by Parliament or that the financial transactions do not conform to the authorities which govern them.

Approach

We conducted our engagement in accordance with the Academies Accounts Direction 2015 to 2016 issued by EFA. We performed a limited assurance engagement as defined in our engagement letter.

The objective of a limited assurance engagement is to perform such procedures as to obtain information and explanations in order to provide us with sufficient appropriate evidence to express a negative conclusion on regularity.

A limited assurance engagement is more limited in scope than a reasonable assurance engagement and consequently does not enable us to obtain assurance that we would become aware of all significant matters that might be identified in a reasonable assurance engagement. Accordingly, we do not express a positive opinion.

Our engagement includes examination, on a test basis, of evidence relevant to the regularity and propriety of the Trust's income and expenditure.

DELTA ACADEMIES TRUST

**INDEPENDENT REPORTING ACCOUNTANTS ASSURANCE REPORT ON REGULARITY TO
DELTA ACADEMIES TRUST AND THE EDUCATION FUNDING AGENCY**

(continued)


The work undertaken to draw our conclusion included:

- Documenting the framework of authorities which govern the activities of the Trust;
 - Reviewing the evidence supporting the representations included in the Accounting Officer's statement on regularity, propriety and compliance with the framework of authorities;
 - Undertaking a risk assessment based on our understanding of the general control environment and any weaknesses in internal controls identified by our audit of the financial statements;
 - Reviewing the output from the self-assessment questionnaires completed by all staff with Budget Holder responsibility and the Principal on behalf of the Governing Body;
 - Testing compliance with delegated authorities for a sample of material transactions;
 - Testing transactions with connected parties to determine whether the Trust has complied with the 'at cost' requirements of the Academies Financial Handbook 2015
-
- Confirming through enquiry and sample testing that the Trust has complied with its procurement policies and that these policies comply with delegated authorities; and
 - Reviewing any evidence of impropriety resulting from our work and determining whether it was significant enough to be referred to in our regularity report.

This list is not exhaustive and we performed additional procedures designed to provide us with sufficient appropriate evidence to express a negative conclusion on regularity consistent with the requirements of Part 9 of the Academies Accounts Direction 2015 to 2016.

Conclusion

In the course of our work, nothing has come to our attention which suggests that in all material respects the expenditure disbursed and income received during the period 1 September 2015 to 31 August 2016 has not been applied to purposes intended by Parliament and the financial transactions do not conform to the authorities which govern them.



Clare Partridge
Reporting Accountant
for and on behalf of KPMG LLP
Chartered Accountants
1 Sovereign Square
Sovereign Street
Leeds
LS1 4DA

15 December 2016

DELTA ACADEMIES TRUST
(FORMERLY KNOWN AS SCHOOL PARTNERSHIP TRUST ACADEMIES)

STATEMENT OF FINANCIAL ACTIVITIES
For the year ended 31 August 2016
(including Income and Expenditure Account)

	Unrestricted	Restricted	Restricted		
	Funds	General	Fixed	Total	Total
	2016	2016	2016	2016	2015
Note	£'000	£'000	£'000	£'000	£'000
Income from:					
Donations and capital grants	2	184	1,097	18,304	19,585
. Transfer from Local Authority	2	-	-	-	410
<i>Charitable activities:</i>					
. Funding for the Trust's educational operations	3	1,065	112,690	-	113,755
Other trading activities	4	762	712	-	1,474
Investment income	5	139	-	-	139
Total incoming resources		<u>2,150</u>	<u>114,499</u>	<u>18,304</u>	<u>134,953</u>
Expenditure on:					
<i>Charitable activities:</i>					
. Trust's educational operations	6, 7	738	117,179	20,221	138,138
. Adjustment to tangible fixed assets	6	-	-	-	2,382
Total resources expended	6	<u>738</u>	<u>117,179</u>	<u>20,221</u>	<u>138,138</u>
Net income / (expenditure) before transfers		<u>1,412</u>	<u>(2,680)</u>	<u>(1,917)</u>	<u>(3,185)</u>
Transfers					
Transfers between funds	17	-	(3,009)	3,009	-
Net income / (expenditure) before other recognised gains and losses		<u>1,412</u>	<u>(5,689)</u>	<u>1,092</u>	<u>(3,185)</u>
Other recognised gains / (losses):					
Actuarial (losses) / gains on defined benefit pension schemes	17, 27	-	(20,445)	-	(20,445)
Net movement in funds		<u>1,412</u>	<u>(26,134)</u>	<u>1,092</u>	<u>(23,630)</u>
Reconciliation of funds					
Total funds brought forward	17	9,445	(12,735)	164,298	161,008
Total funds carried forward		<u>10,857</u>	<u>(38,869)</u>	<u>165,390</u>	<u>161,008</u>

All activities derive from continuing operations.

A Statement of Other Government Income is not required as all gains and losses are included in the Statement of Financial Activities.

The deficit restricted general reserve includes surplus restricted general funds of £13,463,000 offset by deficit pension reserves of £52,332,000.

DELTA ACADEMIES TRUST
(FORMERLY KNOWN AS SCHOOL PARTNERSHIP TRUST ACADEMIES)

(COMPANY REGISTRATION NUMBER 07386086)

BALANCE SHEET
at 31 August 2016

	Notes	2016 £'000	2016 £'000	2015 £'000	2015 £'000
Fixed assets					
Tangible assets	12		172,701		153,494
Total fixed assets			<u>172,701</u>		<u>153,494</u>
Current assets					
Stock	13	51		47	
Debtors	14	9,596		16,922	
Current asset investments		2,066		2,000	
Cash at bank and in hand		27,838		29,821	
Total current assets		<u>39,551</u>		<u>48,790</u>	
Liabilities:					
Creditors: Amounts falling due within one year	15	<u>(11,460)</u>	28,091	<u>(9,383)</u>	39,407
Net current assets			<u>28,091</u>		<u>39,407</u>
Total assets less current liabilities			200,792		192,901
Creditors: Amounts falling due after more than one year	16		<u>(11,082)</u>		<u>(1,923)</u>
Net assets excluding pension liability			189,710		190,978
Pension scheme liability	27		<u>(52,332)</u>		<u>(29,970)</u>
Net assets including pension liability			<u>137,378</u>		<u>161,008</u>
Funds of the academy:					
Restricted funds					
. Fixed asset fund(s)	17		165,390		164,298
. Restricted income fund(s)	17		13,463		17,235
. Pension reserve	17		<u>(52,332)</u>		<u>(29,970)</u>
Total restricted funds			<u>126,521</u>		<u>151,563</u>
Unrestricted funds					
. Unrestricted Income fund(s)	17		<u>10,857</u>		<u>9,445</u>
Total unrestricted funds			<u>10,857</u>		<u>9,445</u>
Total Funds			<u>137,378</u>		<u>161,008</u>

The financial statements were approved and authorised for issue by the Directors on ^{15th} December 2016 and signed on their behalf by:



Mr Steven Hodsman
Chair of the Board of Directors

DELTA ACADEMIES TRUST
(FORMERLY KNOWN AS SCHOOL PARTNERSHIP TRUST ACADEMIES)

CASH FLOW STATEMENT
For the year ended 31 August 2016

	2016	2015
	Total	Total
	£'000	£'000
Cash flows from operating activities		
Net cash provided by / (used in) operating activities	21 21,895	(3,089)
Cash flows from investing activities	23 (33,550)	7,920
Cash flows from financing activities	22 9,738	(200)
Change in cash and cash equivalents in the reporting period	<u>(1,917)</u>	<u>4,631</u>
Cash and cash equivalents at 1 September 2015	31,821	27,190
Cash and cash equivalents at 31 August 2016	<u>29,904</u>	<u>31,821</u>

DELTA ACADEMIES TRUST

(FORMERLY KNOWN AS SCHOOL PARTNERSHIP TRUST ACADEMIES)

NOTES TO THE FINANCIAL STATEMENTS

For the year ended 31 August 2016

1 Statement of Accounting Policies

Basis of preparation

The financial statements of Delta Academies Trust (the Trust), which is a public benefit entity under FRS 102, have been prepared under the historical cost convention in accordance with the Financial Reporting Standard applicable in the UK and Republic of Ireland (FRS 102), the Accounting and Reporting by Charities: Statement of Recommended Practice applicable to charities preparing their accounts in accordance with the Financial Reporting Standard applicable in the UK and Republic of Ireland (FRS 102) (Charities SORP (FRS 102)), the Academies Accounts Direction 2015 to 2016 issued by the EFA, the Charities Act 2011 and the Companies Act 2006. Delta Academies Trust meets the definition of a public benefit entity under FRS 102.

These financial statements have been prepared in accordance with the Charities SORP (FRS 102) for the first time and on transition from old UK GAAP, the Academy Trust has made measurement and recognition adjustments. An explanation of how the transition to the Charities SORP (FRS 102) has affected financial position and financial performance of the Trust is provided in note 31.

Going concern

The Directors assess whether the use of going concern is appropriate i.e. whether there are any material uncertainties related to events or conditions that may cast significant doubt on the ability of the Delta Academies Trust to continue as a going concern. The Directors make this assessment in respect of a period of one year from the date of approval of the financial statements and have concluded that the Trust has adequate resources to continue in operational existence for the foreseeable future and there are no material uncertainties about the Trust's ability to continue as a going concern, thus they continue to adopt the going concern basis of accounting in preparing the financial statements.

The Trust made a deficit of £3,185k in the year and has net current assets, after the pension scheme liability, of £137,378k at the year end. The Trust had net current assets of £189,710k before the pension scheme liability and had cash balances of £27,838k at the year end. As such the board of directors has a reasonable expectation that the Trust has adequate resources to continue in operational existence for the foreseeable future and so the financial statements have been prepared on a going concern basis.

Income

All incoming resources are recognised when the Trust has entitlement to the funds, the receipt is probable and the amount can be measure reliably.

Grants receivable

Grants are included in the statement of financial activities on a receivable basis. The balance of income received for specific purposes but not expended during the period is shown in the relevant funds on the balance sheet. Where income is received in advance of meeting any performance related conditions there is not unconditional entitlement to the income and its recognition is deferred and included in creditors as deferred income until the performance-related conditions are met. Where entitlement occurs before income is received, the income is accrued.

General Annual Grant is recognised in full in the Statement of Financial Activities in the year for which it is receivable and any abatement in respect of the period is deducted from income and recognised as a liability.

Capital grants are recognised when there is entitlement and are not deferred over the life of the asset on which they are expended. Unspent amounts of capital grant are reflected in the balance in the restricted fixed asset fund.

DELTA ACADEMIES TRUST
(FORMERLY KNOWN AS SCHOOL PARTNERSHIP TRUST ACADEMIES)

NOTES TO THE FINANCIAL STATEMENTS
For the year ended 31 August 2016

Statement of Accounting Policies (continued)

Donations

Donations are recognised on a receivable basis (where there are no performance-related conditions) where the receipt is probable and the amount can be reliably measured.

Other income

Other income, including lettings, is recognised in the period it is receivable and to the extent the Trust has provided the goods / services.

Donated goods, facilities and services

The value of donated services and gifts in kind provided to the Trust are recognised in the Statement of Financial Activities as incoming resources and resources expended at their value in the period in which they are receivable and where the benefit to the academy can be reliably measured. An equivalent amount is included as expenditure under the relevant heading within the Statement of Financial Activities.

Where the donated good is a fixed asset it is measured at fair value, unless it is impractical to measure this reliably, in which case the cost of the item to the donor should be used. The gain is recognised as income from donations and a corresponding amount is included in the appropriate fixed assets category and depreciated over the useful economic life in accordance with the Trust's accounting policies.

Expenditure

Expenditure is recognised once there is a legal or constructive obligation to transfer economic benefit to a third party, it is probable that a transfer of economic benefits will be required in settlement and the amount of the obligation can be measured reliably. Expenditure is classified by activity. The costs of each activity are made up of the total of direct costs and shared costs, including support costs involved in undertaking each activity. Direct costs attributable to a single activity are allocated directly to that activity. Shared costs which contribute to more than one activity and support costs which are not attributable to a single activity are apportioned between those activities on a basis of consistent with the use of the resources. Central staff costs are allocated on the basis of time spent, and depreciation charges allocated on the portion of the asset's use.

Expenditure on Raising Funds

This includes all expenditure incurred by the Trust to raise funds for its charitable purposes and includes costs of all fundraising activities events and non-charitable trading.

Charitable Activities

These are costs incurred on the Trust's educational operations, including support costs and costs relating to the governance of the Trust apportioned to charitable activities.

All resources expended are inclusive of irrecoverable VAT.

DELTA ACADEMIES TRUST
(FORMERLY KNOWN AS SCHOOL PARTNERSHIP TRUST ACADEMIES)

NOTES TO THE FINANCIAL STATEMENTS
For the year ended 31 August 2016

Statement of Accounting Policies (continued)

Tangible fixed assets

Fixtures and Fittings and Computer Equipment

Tangible fixed assets acquired since the Trust was established are included in the accounts at cost, net of depreciation and any provision for impairment.

Where tangible fixed assets have been acquired with the aid of specific grants, either from the Government or from the private sector, they are included in the balance sheet at cost and depreciated over their expected useful economic life. The related grants are credited to a restricted fixed asset fund (in the statement of financial activities and carried forward in the balance sheet). The depreciation on such assets is charged in the statement of financial activities over the expected useful economic life of the related asset on a basis consistent with the depreciation policy.

Where assets are gifted or donated, the initial carrying amount is the fair (open market) value at the date of receipt.

Assets costing less than £500 are written off in the year of acquisition. All other assets are capitalised.

Depreciation

Depreciation is provided on the cost of tangible fixed assets, to write them down to their estimated residual values over their expected useful lives.

The principal annual rates used for assets are:

Fixtures and fittings	10% reducing balance
IT equipment	33% reducing balance

Freehold and Long Leasehold Property

Freehold and long leasehold property are capitalised where the organisation will have full use of the asset over its useful economic life.

Freehold and long leasehold property transferred from the predecessor authorities are recognised at their fair value. Depreciation on transferred buildings is charged on a straight line basis over the lower of the useful economic life or the term of any related lease. Depreciation is charged from the date of conversion.

Freehold - Over the range 20 to 30 years (useful economic life).

Leasehold - Over the range 3 to 50 years (useful economic life).

Impairment

A review for impairment of freehold and long leasehold property is carried out on an annual basis. Shortfalls between the carrying value of fixed assets and their recoverable amounts are recognised as impairments. Impairment losses are recognised in the Statement of Financial Activities.

Stock

Unused uniform and catering stocks are valued at the lower of cost or net realisable value.

DELTA ACADEMIES TRUST
(FORMERLY KNOWN AS SCHOOL PARTNERSHIP TRUST ACADEMIES)

NOTES TO THE FINANCIAL STATEMENTS
For the year ended 31 August 2016

Statement of Accounting Policies (continued)

Current Asset Investments

Current asset investments are recognised at their historic cost.

Liabilities

Liabilities are recognised when there is an obligation at the balance sheet date as a result of a past event, it is probable that a transfer of economic benefit will be required in settlement, and the amount of the settlement can be estimated reliably. Liabilities are recognised at the amount that the Trust anticipates it will pay to settle the debt or the amount it has received as advanced payments for the goods or services it must provide.

Leased assets

Rentals applicable to operating leases where substantially all of the benefits and risks of ownership remain with the lessor are charged to the statement of financial activities on a straight line basis over the lease term.

Taxation

The Trust is considered to pass the tests set out in Paragraph 1 Schedule 6 of the Finance Act 2010 and therefore it meets the definition of a charitable company for UK corporation tax purposes.

Accordingly, the Trust is potentially exempt from taxation in respect of income or capital gains received within categories covered by part 11, chapter 3 of the Corporation Tax Act 2010 or Section 256 of the Taxation and Chargeable Gains Act 1992, to the extent that such income or gains are applied exclusively to charitable purposes.

Pension benefits

Retirement benefits to employees of the Trust are provided by the Teachers' Pension Scheme ('TPS') and the Local Government Pension Scheme ('LGPS'). These are defined benefit schemes.

Teachers' Pension Scheme

The TPS is an unfunded scheme and contributions are calculated so as to spread the cost of pensions over employees' working lives with the company in such a way that the pension cost is a substantially level percentage of current and future pensionable payroll. The contributions are determined by the Government Actuary on the basis of quadrennial valuations using a prospective unit credit method. As stated in note 27, the TPS is a multi-employer scheme and there is insufficient information available to use defined benefit accounting. The TPS is therefore treated as a defined contribution scheme and the contributions recognised in the period to which they relate.

DELTA ACADEMIES TRUST
(FORMERLY KNOWN AS SCHOOL PARTNERSHIP TRUST ACADEMIES)

NOTES TO THE FINANCIAL STATEMENTS
For the year ended 31 August 2016

Statement of Accounting Policies (continued)

Local Government Pension Scheme

The LGPS is a funded scheme and the assets are held separately from those of the academy trust in separate trustee administered funds. Pension scheme assets are measured at fair value and liabilities are measured on an actuarial basis using the projected unit method and discounted at a rate equivalent to the current rate of return on a high quality corporate bond of equivalent term and currency to the liabilities. The actuarial valuations are obtained at least triennially and are updated at each balance sheet date. The amounts charged to operating surplus are the current service costs and gains and losses on settlements and curtailments. They are included as part of staff costs as incurred. Net interest on the net defined benefit liability / asset is also recognised in the Statement of Financial Activities and comprises the interest cost on the defined benefit obligation and interest income on the scheme assets, calculated by multiplying the fair value of the scheme assets at the beginning of the period by the rate used to discount the benefit obligations. The difference between the interest income on the scheme assets and the actual return on the scheme assets is recognised in other recognised gains and losses.

Actuarial gains and losses are recognised immediately in other recognised gains and losses.

Fund accounting

Unrestricted income funds represent those resources which may be used towards meeting any of the charitable objectives of the Trust at the discretion of the Directors.

Restricted fixed asset funds are resources which are to be applied to specific capital purposes imposed by funders, where the asset acquired or created is held for a specific purpose.

Restricted general funds comprise all other restricted funds received with restrictions imposed by the funder/ donor and include grants from the Education Funding Agency / Department for Education and other donors which are to be used for specific purposes.

Restatement of Comparative Figures

To comply with FRS 102 and the Charities SORP 2015 a number of figures on the Statement of Financial Activities from the prior year have been restated.

Total income was £134,953,000 (2015: £128,822,000), of which £2,150,000 was unrestricted (2015: £1,940,000), £114,499,000 restricted (2015: £110,671,000) and £18,304,000 restricted fixed assets (2015: £16,211,000).

The capital grant income in 2015 of £15,801,000 has now been shown within donations and capital grants in note 2 rather than in funding for educational operations in note 3.

Governance costs in 2015 of £1,739,000 are previously shown separately and are now shown within educational expenditure.

Critical accounting estimates and areas of judgement

Estimates and judgements are continually evaluated and are based on historical experience and other factors, including expectations of future events that are believed to be reasonable under the circumstances.

DELTA ACADEMIES TRUST
(FORMERLY KNOWN AS SCHOOL PARTNERSHIP TRUST ACADEMIES)

NOTES TO THE FINANCIAL STATEMENTS
For the year ended 31 August 2016

Statement of Accounting Policies (continued)

Critical accounting estimates and assumptions

The present value of the Local Government Pension Scheme defined benefit liability depends on a number of factors that are determined on an actuarial basis using a variety of assumptions. The assumptions used in determining the net cost (income) for pensions include the discount rate. Any changes in these assumptions, which are disclosed in note 27, will impact the carrying amount of the pension liability.

Furthermore a roll forward approach which projects results from the latest full actuarial valuation performed at 31 March 2013 has been used by the actuary in valuing the pension liability as at 31 August 2016. Any differences between the figures derived from the roll forward approach and a full actuarial valuation would impact on the carrying amount of the pension liability.

Areas of judgement

In line with the accounting policy management have reviewed for impairment both freehold and leasehold properties which required an element of judgement. See note 12 for further details.

Consolidation Exemption

The accounting of the subsidiary, School Partnership Services Limited, does not justify consolidation as the related results, assets, liabilities and cash flows are not deemed to be material to the organisation as a whole. Therefore the charity has applied the exemptions permitted in SORP paragraph 383 and not consolidated the results of the subsidiary.

These financial statements therefore present information about the Trust as an individual entity.

DELTA ACADEMIES TRUST
(FORMERLY KNOWN AS SCHOOL PARTNERSHIP TRUST ACADEMIES)

NOTES TO THE FINANCIAL STATEMENTS
For the year ended 31 August 2016

2 Donations and Capital Grants	Unrestricted Funds 2016 £'000	Restricted Funds 2016 £'000	2016 Total £'000	2015 Total £'000
Donated Assets	-	12,652	12,652	410
Other Grants	-	216	216	363
Other Donations	3	181	184	185
Capital Grants				
- DfE / EFA	-	5,248	5,248	15,801
- Other government	-	225	225	-
Funds from merger	181	700	881	-
Capital from merger	-	179	179	-
	<u>184</u>	<u>19,401</u>	<u>19,585</u>	<u>16,759</u>

The income from donations and capital grants was £19,585,000 (2015: £16,759,000) of which £184,000 was unrestricted (2015: £4,000), £18,304,000 restricted fixed assets (2015: £16,211,000) and £1,097,000 other restricted (2015: £544,000).

Donated assets relate to new builds as part of the Priority Schools Building Project for Serlby Park Academy of £9,292,000 and £2,335,000 for Wainwright Primary Academy and £1,025,000 for The South Leeds Academy PFI building. All are shown within leasehold land and buildings.

The funds and capital from merger relate to funds transferred from The South Leeds Academy which merged into the Trust on 1st September 2015. The academy had £181,000 of unrestricted funds, £179,000 of restricted fixed assets and £700,000 of restricted funds on merger.

3 Funding For Educational Operations

	Unrestricted Funds 2016 £'000	Restricted Funds 2016 £'000	2016 Total £'000	2015 Total £'000
DfE / EFA and Other Government Grants				
DfE / EFA General Annual Grant	-	96,037	96,037	91,656
DfE / EFA Start Up Grants	-	308	308	784
DfE / EFA Pupil Premium	-	7,637	7,637	7,132
DfE / EFA Other Grants	-	2,201	2,201	2,680
Other Government Revenue Grants	-	5,485	5,485	5,595
	<u>-</u>	<u>111,668</u>	<u>111,668</u>	<u>107,847</u>
Other Income				
School Trips	-	879	879	908
Catering Income	835	-	835	977
Music Lessons	-	93	93	92
Insurance Income	185	-	185	94
Other grants	-	50	50	110
Uniform Sales	45	-	45	57
	<u>1,065</u>	<u>1,022</u>	<u>2,087</u>	<u>2,238</u>
	<u>1,065</u>	<u>112,690</u>	<u>113,755</u>	<u>110,085</u>

The income from funding for educational operations was £113,755,000 (2015: £110,085,000) of which £1,065,000 was unrestricted (2015: £1,128,000) and £112,690,000 other restricted (2015: £108,957,000).

The master funding agreement is not subject to limits on the amount of GAG that it could carry forward at 31 August 2016.

DfE / EFA other grants were £2,201,000 (2015: £2,680,000) which includes a grant of £882,000 for Universal Infant Free School Meals, £513,000 for Teaching Schools / School Direct, £286,000 Primary School Sports Grant, £227,000 Year 7 Catch Up Premium, £160,000 16-18 Bursary, other DfE / EFA £80,000 and £53,000 Restructure grants.

Other government revenue grants were £5,485,000 (2015: £5,595,000). This relates to local authority grants of £5,485,000 (2015: £5,595,000) which includes grants for Early Years Foundation Stage £2,364,000, SEN funding £1,046,000, Discretionary Funding £849,000, Growth Funding £301,000, Pupil Premium / Looked After Children £260,000, other local authority grants £191,000, Learning Centre Provision £163,000, Top Up Funding £119,000, Cluster / Extended Services £99,000 and Area Inclusion Partnership funding £93,000.

DELTA ACADEMIES TRUST
(FORMERLY KNOWN AS SCHOOL PARTNERSHIP TRUST ACADEMIES)

NOTES TO THE FINANCIAL STATEMENTS
For the year ended 31 August 2016

4 Other Trading Activities

	Unrestricted Funds 2016 £'000	Restricted Funds 2016 £'000	2016 Total £'000	2015 Total £'000
Lettings	326	-	326	333
Educational programme delivery	-	63	63	134
Management Charges	-	-	-	266
Sports Coaching and Co-ordination	-	249	249	259
Nursery fees	-	38	38	26
Staff Secondments	-	127	127	179
Other income	436	216	652	660
	<u>762</u>	<u>712</u>	<u>1,474</u>	<u>1,876</u>

The income from other trading activities was £1,474,000 (2015: £1,876,000) of which £762,000 was unrestricted (2015: £706,000) and £712,000 other restricted (2015: £1,170,000).

5 Investment Income

	Unrestricted Funds 2016 £'000	Restricted Funds 2016 £'000	2016 Total £'000	2015 Total £'000
Bank interest	139	-	139	102
	<u>139</u>	<u>-</u>	<u>139</u>	<u>102</u>

The income from investments was £139,000 (2015: £102,000) of which all income in 2016 and 2015 related to unrestricted funds.

6 Resources Expended

	Staff Costs	Non Pay Expenditure		Total	Total
	£'000	Fixed Asset Expenses £'000	Other Costs £'000	2016 £'000	2015 £'000
Educational operations					
· Direct costs (note 7)	58,530	7,965	8,466	74,961	68,232
· Allocated support costs (note 7)	32,983	12,256	17,938	63,177	47,872
	<u>91,513</u>	<u>20,221</u>	<u>26,404</u>	<u>138,138</u>	<u>116,104</u>
Fixed asset adjustment					2,382
	<u>91,513</u>	<u>20,221</u>	<u>26,404</u>	<u>138,138</u>	<u>118,486</u>

Resources expended were £138,138,000 (2015: £118,486,000) of which £738,000 was unrestricted (2015: £396,000), £20,221,000 restricted fixed assets (2015: £9,878,000) and £117,179,000 other restricted (2015: £108,212,000).

Net Incoming/outgoing resources for the year include:

	2016 £'000	2015 £'000
Operating leases		
- land and buildings	236	310
- plant, machinery and equipment	524	431
- other leases	107	89
Audit		
- audit of financial statements	83	67
- internal audit	33	32
- other	26	12
Depreciation	7,965	7,491
Impairment	5,051	-
(Profit) / loss on disposal of fixed assets	7,184	21
Governors' liability insurance	<u>21</u>	<u>21</u>

Included within resources expended are unrecoverable debts amounting to £1,307 (2015: £687). In addition assets were written off in the year with a Net Book Value of £3,406 (2015: £370).

Included within the loss on disposal of fixed assets is £7,015,000 which relates to the disposals of the old buildings for Serby Park Academy and Wainwright Primary Academy, both of which had new builds which opened during the year as part of the Priority Schools Building Project.

DELTA ACADEMIES TRUST
(FORMERLY KNOWN AS SCHOOL PARTNERSHIP TRUST ACADEMIES)

NOTES TO THE FINANCIAL STATEMENTS
For the year ended 31 August 2016

7 Charitable Activities - Educational Operations

	Total 2016 £'000	Total 2015 £'000
Direct costs		
Teaching staff costs	58,530	52,973
Depreciation	7,965	7,491
Educational supplies	1,970	1,977
Examination fees	1,189	990
Vehicle Costs	746	605
School uniform	122	148
Educational visits	987	986
Educational consultancy	346	471
Music services	289	293
External provision of educational resources	1,569	1,120
Hire of equipment	25	28
Furniture and equipment (non capital)	445	462
Other educational services	345	258
Other direct costs	433	430
	<u>74,961</u>	<u>68,232</u>
Support costs		
Support staff costs	32,353	30,027
Recruitment and support	258	233
Maintenance of premises and equipment	3,234	2,523
Cleaning	1,437	1,456
Health and safety	125	119
Rent & rates	1,188	1,173
Insurance	818	831
Utilities	1,951	2,240
Security	146	135
Telephone	332	303
Catering	3,263	3,187
Marketing and advertising	84	73
HR, payroll, legal fees and other professional services	352	327
Printing, postage and stationery	1,214	1,184
Licences and subscriptions	175	129
Training	608	588
Travel and subsistence	338	321
Technology	1,431	1,313
Bank interest and charges	26	25
Finance lease interest	21	5
Other support costs	763	888
Loss on disposal of fixed assets	7,184	21
Impairment	5,051	-
VAT irrecoverable	11	12
	<u>62,363</u>	<u>47,113</u>
Governance staff costs	630	609
Governor services	42	39
Audit		
- audit of financial statements	83	67
- internal audit	33	32
- other	26	12
	<u>814</u>	<u>759</u>
Total Support Costs	<u>63,177</u>	<u>47,872</u>
Total Costs	<u>138,138</u>	<u>116,104</u>

Total direct and support costs were £138,138,000 (2015: £116,104,000) of which £738,000 was unrestricted (2015: £396,000), £20,221,000 restricted fixed assets (2015: £7,496,000) and £117,179,000 other restricted (2015: £108,212,000).

DELTA ACADEMIES TRUST
(FORMERLY KNOWN AS SCHOOL PARTNERSHIP TRUST ACADEMIES)

NOTES TO THE FINANCIAL STATEMENTS
For the year ended 31 August 2016

8 Staff Costs

a) Staff cost	Total	Total
Staff costs during the year were:	2016	2015
	£'000	£'000
Wages and salaries	69,471	65,140
Social security costs	5,552	4,583
Other pension costs	<u>13,209</u>	<u>11,067</u>
	88,232	80,790
Supply staff costs	2,938	2,522
Staff restructuring costs	<u>343</u>	<u>297</u>
	<u>91,513</u>	<u>83,609</u>
Staff restructuring costs comprise:		
- Redundancy payments	263	189
- Severance payments	79	108
- Other restructuring costs	<u>1</u>	<u>-</u>
	<u>343</u>	<u>297</u>

b) Staff severance payments

Included within the staff restructuring costs are severance payments totalling £78,944. Individually, the payments *£46,336, £22,500, £5,175, £2,933, £2,000*

c) Staff numbers

The average number of persons (including senior management team) employed by Delta Academies Trust during the year expressed as full time equivalents were as follows:

	2016	2015
	No.	No.
Charitable Activities		
Teachers	1,181	1,110
Admin and support	1,246	1,180
Management and central team	<u>57</u>	<u>58</u>
	<u>2,484</u>	<u>2,348</u>

The average number of persons (including senior management team) employed by Delta Academies Trust during the year were as follows:

	2016	2015
	No.	No.
Charitable Activities		
Teachers	1,254	1,188
Admin and support	1,672	1,636
Management and central team	<u>60</u>	<u>60</u>
	<u>2,986</u>	<u>2,884</u>

d) Higher paid staff

The number of employees whose emoluments fell within the following bands was:

	2016	2015
	No.	No.
£60,001 - £70,000	26	21
£70,001 - £80,000	4	8
£80,001 - £90,000	13	12
£90,001 - £100,000	9	5
£100,001 - £110,000	4	5
£110,001 - £120,000	3	2
£120,001 - £130,000	2	2
£140,001 - £150,000	<u>1</u>	<u>1</u>
£180,001 - £190,000	<u>-</u>	<u>1</u>

Fifty eight of the above employees participated in the Teachers' Pension Scheme. During the year ended 31 August 2016, pension contributions for these staff amounted to £751,832 (2015: £547,073). Four employees participated in the Local Government Pension Scheme, pension contributions amounted to £45,527 (2015: £41,498).

e) Key management personnel

The key management personnel of Delta Academies Trust comprise the senior management team as listed on page 4. The total amount of employee benefits (including employer pension contributions) received by key management personnel for their services to the academy trust was £1,529,687 (2015: £1,554,160).

DELTA ACADEMIES TRUST
(FORMERLY KNOWN AS SCHOOL PARTNERSHIP TRUST ACADEMIES)

NOTES TO THE FINANCIAL STATEMENTS
For the year ended 31 August 2016

9 Remuneration and Expenses

Directors: Three directors receive remuneration in respect of services they provide undertaking their roles within the trust and not in respect of their services as a director. Other directors did not receive any payments in respect of their roles as a director. Expenses amounting to £10,919 (2015: £5,308) were paid during the year to eight directors.

Mr Paul Tam (Chief Executive Officer)

£90,000 - £95,000 (2015: £nil)

The above employee participated in the Teachers' Pension Scheme this year. During the year ended 31 August 2016 pension contributions amounted to £15,012 (2015: £nil).

Sir Paul Edwards (Chief Executive Officer)

£20,000 - £25,000 (2015: £185,000 - £190,000)

The above employee did not participate in the Teachers' Pension Scheme.

Mrs Karen Bromage (Director of Finance)

£75,000 - £80,000 (2015: £50,000 - £55,000)

The above employee participated in the Local Government Pension Scheme. During the year ended 31 August 2016 pension contributions amounted to £10,940 (2015: £7,550).

Related party transactions are set out in note 28.

10 Governors' and Officers Insurance

In accordance with normal commercial practice the trust has purchased insurance to protect directors, education advisory board members and officers from claims arising from negligent acts, errors or omissions whilst on academy business. The insurance provides cover up to £1,000,000 on any one claim and the costs for the year ended 31 August 2016 were £21,114 (2015: £21,420). The cost of this insurance is included in the total insurance cost.

11 Central Services

The academy trust has provided the following central services to its academies during the year:

- School improvement
- Financial management
- HR and legal advice
- ICT strategy
- Facilities management
- Curriculum design
- Staff deployment
- Recruitment
- Audit services (internal and external)
- Post 16 leadership
- Data and SIMS support
- Business services
- Governance
- Compliance
- Leadership Development and CPD

The trust charges for these services based on a percentage of GAG income excluding grants received towards rates and insurance. In 2016 this was 3.9% (2015: 3.9%). In addition where academies have received additional growth funding / place funding from local authorities a further 3.9% has been charged (2015: 3.9%).

DELTA ACADEMIES TRUST
(FORMERLY KNOWN AS SCHOOL PARTNERSHIP TRUST ACADEMIES)

NOTES TO THE FINANCIAL STATEMENTS
For the year ended 31 August 2016

11 Central Services (continued)

The amounts charged during the year were as follows:

	2016 £'000	2015 £'000
Ash Hill Academy	174	186
Craven Primary Academy	32	33
Crookesbroom Primary Academy	34	34
Dawes Lane Academy	-	45
De Lacy Academy	161	129
De Warenne Academy	123	156
Don Valley Academy	208	226
East Garforth Primary Academy	41	42
England Lane Academy	30	28
Estcourt Primary Academy	49	47
Garforth Academy	347	350
Grange Lane Infant Academy	28	28
Green Lane Primary Academy	51	48
Hatfield Woodhouse Primary School	29	30
Highfields Primary Academy	23	21
Hull Trinity House Academy	112	101
Ingleby Manor Free School	37	19
John Whitgift Academy	105	114
Kingston Park Academy	31	31
Leamington Primary and Nursery Academy	50	49
Macaulay Primary Academy	81	78
Manor Croft Academy	136	148
Melior Community Academy	156	150
Mersey Primary Academy	30	27
Park View Primary Academy	37	37
Pheasant Bank Academy	52	49
Queen Elizabeths Academy	118	149
Rossington All Saints Academy	145	155
Rowena Academy	35	33
Serby Park Academy	165	175
Simpsons Lane Academy	53	49
Strand Primary Academy	38	42
St Wilfrid's Academy	65	53
The Elland Academy	55	45
The Grove Academy	14	13
The Parks Academy	45	45
The South Leeds Academy	244	-
The Vale Academy	147	146
Vale Primary Academy	35	36
Walnwright Primary Academy	61	60
Weelsby Academy	58	55
Whetley Academy	111	117
Willoughby Road Primary Academy	54	52
Willow Green Academy	36	36
Willows Academy	24	25
Worlaby Academy	14	14
Wybers Wood Academy	58	57
	<u>3,732</u>	<u>3,563</u>

**DELTA ACADEMIES TRUST
(FORMERLY KNOWN AS SCHOOL PARTNERSHIP TRUST ACADEMIES)**

**NOTES TO THE FINANCIAL STATEMENTS
For the year ended 31 August 2016**

12 Tangible Fixed Assets

	Freehold Land and Buildings	Leasehold Land and Buildings	Fixtures and Fittings	Computer Equipment	Total
	£'000	£'000	£'000	£'000	£'000
Cost or Valuation					
At 1 September 2015	32,533	135,554	3,469	4,352	175,908
Additions	231	35,617	1,998	1,382	39,228
Disposals	-	(8,610)	(126)	(136)	(8,872)
Transfer on merger	-	143	36	252	431
At 31 August 2016	<u>32,764</u>	<u>162,704</u>	<u>5,377</u>	<u>5,850</u>	<u>206,695</u>
Depreciation					
At 1 September 2015	4,918	14,370	700	2,426	22,414
Charged in year	1,457	4,933	468	1,107	7,965
Disposals	-	(1,551)	(39)	(98)	(1,688)
Transfer on merger	-	40	12	200	252
Impairment	-	5,051	-	-	5,051
At 31 August 2016	<u>6,375</u>	<u>22,843</u>	<u>1,141</u>	<u>3,635</u>	<u>33,994</u>
Net book values					
At 31 August 2016	<u>26,389</u>	<u>139,861</u>	<u>4,236</u>	<u>2,215</u>	<u>172,701</u>
At 31 August 2015	<u>27,615</u>	<u>121,184</u>	<u>2,769</u>	<u>1,926</u>	<u>153,494</u>

All assets held at the year end were for the provision of education.

Included within gross assets of £206,695,000 is £32,764,000 of freehold land and buildings. This includes £3,529,000 of non depreciable assets.

The cost and depreciation brought forward on leasehold land and buildings has been adjusted for the recognition of Manor Croft Academy PFI, which has been brought in under FRS102 and included also as a finance lease liability. The cost recognised was £4,113,000.

Leasehold land and building additions include The South Leeds Academy PFI building which has been recognised under FRS102 at a cost of £11,609,000.

Leasehold land and building additions also include £9,292,000 which relates to a new build at Serlby Park Academy as part of the Priority Schools Building Project and £2,335,000 which relates to a new build at Wainwright Primary Academy as part of the Priority Schools Building Project.

During the year as part of the EFA funding cycles the Trust received desktop valuation reviews relating to thirteen academy buildings within the Trust's property portfolio. These valuation reviews were completed by Kier Group plc, a RICS accredited chartered surveyor. Of these valuations three showed an indicator of impairment totalling £5,051,000 in value. Having consulted with Mark Willett, the internal Director of Facilities who is a RICS accredited quantity surveyor, management have concurred that these valuations represent an indicator of impairment in line with the requirements of the SORP and have recognised an impairment against these assets accordingly.

In response to this indication of impairment, management have assessed the carrying value of their residual portfolio and identified no other indicators of impairment. As such no further adjustments have been recognised.

Included within leasehold land and building disposals are the old buildings for Serlby Park Academy and Wainwright Primary Academy, both of which had new builds as part of the Priority Schools Building Project that opened during the year.

13 Stock

	2016 £'000	2015 £'000
Uniform	46	40
Catering	5	7
	<u>51</u>	<u>47</u>

DELTA ACADEMIES TRUST
(FORMERLY KNOWN AS SCHOOL PARTNERSHIP TRUST ACADEMIES)

NOTES TO THE FINANCIAL STATEMENTS
For the year ended 31 August 2016

14 Debtors: amounts owed within one year	2016	2015
	£'000	£'000
Trade debtors	265	189
Prepayments	1,493	1,164
Accrued income	6,471	14,810
Other debtors	133	101
VAT recoverable	1,202	621
Amount due from subsidiary undertaking	32	37
	<u>9,596</u>	<u>16,922</u>

15 Creditors: amounts falling due within one year	2016	2015
	£'000	£'000
Trade creditors	3,612	2,788
Taxation and social security	1,644	1,320
EFA creditor: abatement of GAG	320	31
Other creditors	1,672	1,788
Loans	17	52
Accruals	2,142	1,956
Deferred income	1,294	1,324
Finance lease	759	124
	<u>11,460</u>	<u>9,383</u>

Deferred income

	2016
	£'000
Deferred Income at 1 September 2015	1,324
Resources deferred in the year	1,294
Amounts utilised from previous years	(1,324)
Deferred Income at 31 August 2016	<u>1,294</u>

Deferred income held at 31st August 2016 includes Universal Infant Free School Meals grant £509,000 other LA grant funding £281,000, rates grants £211,000, trips income £162,000, other grants £42,000, School Direct £38,000, Teaching Schools grants £28,000 and other income £23,000.

16 Creditors: amounts falling due after more than one year

	2016	2015
	£'000	£'000
Loans		
Due 1 - 2 years	13	15
Due 2 - 5 years	38	38
Due over 5 years	74	87
	<u>125</u>	<u>140</u>
Finance Leases		
Due 1 - 2 years	744	122
Due 2 - 5 years	2,142	351
Due over 5 years	8,071	1,310
	<u>10,957</u>	<u>1,783</u>

The finance leases relate to PFI commitments on Manor Croft Academy and The South Leeds Academy. 2015 figures have been restated under FRS 102 to account for Manor Croft Academy PFI leasehold from September 2013 when it converted to Delta Academies Trust. The South Leeds Academy PFI has been recognised in the year ended August 2016.

**DELTA ACADEMIES TRUST
(FORMERLY KNOWN AS SCHOOL PARTNERSHIP TRUST ACADEMIES)**

**NOTES TO THE FINANCIAL STATEMENTS
For the year ended 31 August 2016**

17 Funds

	Balance at 1 September 2015 £'000	Incoming resources £'000	Resources expended £'000	Gains, losses and transfers £'000	Balance at 31 August 2016 £'000
Restricted general funds					
General Annual Grant (GAG)	12,055	96,037	(95,647)	(2,784)	9,661
Start Up Grant	1,531	308	(1,839)	-	-
Other DiE/EFA grants	14	9,838	(9,830)	-	22
Other government income	309	5,485	(5,540)	-	254
Other grants	37	266	(278)	-	25
Other restricted	2,126	1,865	(1,728)	(225)	2,038
Funds from Merger	1,163	700	(400)	-	1,463
	17,235	114,499	(115,262)	(3,009)	13,463
Pension reserve	(29,970)	-	(1,917)	(20,445)	(52,332)
	(12,735)	114,499	(117,179)	(23,454)	(38,869)
Restricted fixed asset funds					
DiE/EFA capital grants and expenditure from GAG	28,370	5,248	(2,292)	3,009	34,335
Other capital grants	396	225	(92)	-	529
Capital from merger	74	179	(39)	-	214
Donated assets	135,458	12,652	(17,798)	-	130,312
	164,298	18,304	(20,221)	3,009	165,390
Total restricted funds	151,563	132,803	(137,400)	(20,445)	126,521
Unrestricted funds					
Transfer from Local Authority on conversion	3,598	-	(14)	-	3,584
Other unrestricted funds	5,794	1,969	(724)	-	7,039
Unrestricted Funds from Merger	53	181	-	-	234
Total unrestricted funds	9,445	2,150	(738)	-	10,857
Total funds	161,008	134,953	(138,138)	(20,445)	137,378

The specific purposes for which the funds are to be applied are as follows:

Restricted general funds are to be applied for specific purposes.

Restricted fixed asset funds are resources which are to be applied to specific capital purposes. The balance includes the net book value of fixed assets of £172,701,000, School Capital Allocation grant carried forward of £3,461,000, EFA / DiE Capital Grants carried forward for 3 free schools which opened 1 September 2014 of £746,000, Priority Schools Building Programme uplift funding carried forward £171,000 and a local authority capital grant carried forward of £27,000 less amounts due in relation to finance leases outstanding on PFI academies of £11,716,000.

£1,691,000 was transferred from restricted General Annual Grant to the restricted fixed asset fund and £225,000 was transferred from other restricted to the restricted fixed asset fund to support the purchase of computer equipment and furniture and equipment.

The master funding agreement is not subject to limits on the amount of GAG that it could carry forward at 31 August 2016.

Funds brought forward have been restated due to the recognition of the PFI of Manor Croft Academy under FRS 102. The has resulted in the general annual grant brought forward under restricted general funds being restated from £11,919,000 to £12,055,000 in relation to the adjustment to PFI costs at Manor Croft Academy of £236,000 and also the brought forward on donated assets under restricted fixed asset funds being adjusted from £133,880,000 to £135,458,000 in relation to the donated asset at Manor Croft Academy on conversion of £1,977,000 less 2 years depreciation of £196,000 per year and finance costs of £2,000 and £5,000.

DELTA ACADEMIES TRUST
(FORMERLY KNOWN AS SCHOOL PARTNERSHIP TRUST ACADEMIES)

NOTES TO THE FINANCIAL STATEMENTS

For the year ended 31 August 2016

17 Funds (continued)

Analysis of academies by fund balance

Fund balances at 31 August 2016 were allocated as follows:	£'000
Ash Hill Academy	867
Craven Primary Academy	241
Crookesbroom Primary Academy	407
De Lacy Academy	1,214
De Warenne Academy	1,098
Don Valley Academy	297
East Garforth Primary Academy	208
England Lane Academy	4
Estcourt Primary Academy	256
Garforth Academy	2,377
Grange Lane Infant Academy	297
Green Lane Primary Academy	424
Hatfield Woodhouse Primary School	407
Highfields Primary Academy	247
Hull Trinity House Academy	556
Ingleby Manor Free School	31
John Whitgift Academy	853
Kingston Park Academy	178
Leamington Primary and Nursery Academy	95
Macaulay Primary Academy	522
Manor Croft Academy	825
Melior Community Academy	289
Mersey Primary Academy	239
Park View Primary Academy	509
Pheasant Bank Academy	638
Queen Elizabeth's Academy	1,253
Rossington All Saints Academy	1,816
Rowena Academy	139
Serlby Park Academy	926
Simpsons Lane Academy	416
Strand Primary Academy	453
St Wilfrid's Academy	426
The Elland Academy	265
The Grove Academy	294
The Parks Academy	98
The South Leeds Academy	680
The Vale Academy	1,156
Vale Primary Academy	123
Wainwright Primary Academy	211
Weelsby Academy	426
Whetley Academy	313
Willoughby Road Primary Academy	84
Willow Green Academy	248
Willows Academy	154
Worlaby Academy	74
Wybers Wood Academy	177
Central services	1,509
Total before fixed assets and pension reserve	<u>24,320</u>
Restricted fixed asset fund	165,390
Pension reserve	(52,332)
Total	<u>137,378</u>

DELTA ACADEMIES TRUST
(FORMERLY KNOWN AS SCHOOL PARTNERSHIP TRUST ACADEMIES)

NOTES TO THE FINANCIAL STATEMENTS
For the year ended 31 August 2016

17 Funds (continued)

Analysis of academies by cost

	Teaching Staff Costs	Other Support Staff Costs	Educational Supplies	Other Costs (excluding fixed asset expenses)	Fixed Asset Expenses	Total 2016
	£'000	£'000	£'000	£'000	£'000	£'000
Ash Hill Academy	2,940	1,216	83	1,261	1,106	6,606
Craven Primary Academy	432	350	27	207	138	1,154
Crookesbroom Primary Academy	473	255	20	267	89	1,104
De Lacy Academy	1,879	804	49	830	203	3,785
De Warenne Academy	2,757	1,041	49	1,036	336	5,219
Don Valley Academy	3,530	1,146	94	1,320	507	6,597
East Garforth Primary Academy	539	329	31	293	125	1,317
England Lane Academy	483	267	22	288	88	1,148
Estcourt Primary Academy	718	598	23	334	90	1,763
Garforth Academy	5,934	2,024	133	1,801	758	10,650
Grange Lane Infant Academy	413	266	20	231	68	998
Green Lane Primary Academy	847	447	28	398	128	1,848
Hatfield Woodhouse Primary School	438	268	30	198	96	1,041
Highfields Primary Academy	438	191	31	198	44	902
Hull Trinity House Academy	1,791	608	30	765	494	3,689
Ingleby Manor Free School	606	231	18	259	259	1,664
John Whitgift Academy	1,537	988	29	724	233	3,511
Kingston Park Academy	405	284	34	253	80	1,056
Leamington Primary and Nursery Academy	839	602	30	421	102	1,984
Maunulay Primary Academy	1,079	786	59	567	150	2,641
Manor Croft Academy	1,875	700	110	1,143	240	4,068
Melior Community Academy	2,519	903	92	1,160	232	4,906
Mersey Primary Academy	399	302	20	215	48	984
Park View Primary Academy	446	371	19	254	96	1,186
Pheasant Bank Academy	782	359	23	440	81	1,685
Queen Elizabeth's Academy	2,109	806	45	1,025	318	7,171
Rosington All Saints Academy	2,241	1,426	52	1,043	1,657	6,419
Rowena Academy	611	368	21	311	86	1,387
Seriby Park Academy	2,760	1,376	79	1,156	5,579	10,950
Simpsons Lane Academy	867	504	44	430	105	1,950
Strand Primary Academy	432	424	10	307	84	1,257
St Wilfrid's Academy	849	553	17	482	153	2,054
The Elland Academy	841	359	20	446	159	1,825
The Grove Academy	883	160	10	169	32	1,254
The Parke Academy	670	597	38	327	79	1,711
The South Leeds Academy	2,722	1,706	120	1,925	344	6,817
The Vale Academy	2,371	743	60	825	243	4,242
Vale Primary Academy	614	323	11	300	76	1,324
Wainwright Primary Academy	908	737	48	397	1,908	3,998
Weelsby Academy	745	648	48	377	71	1,889
Whetley Academy	1,257	1,080	99	827	196	3,459
Willoughby Road Primary Academy	883	605	41	453	75	2,057
Willow Green Academy	454	294	20	348	44	1,160
Willows Academy	337	195	14	213	57	816
Worlaby Academy	235	88	7	124	45	499
Wybers Wood Academy	716	509	38	562	121	1,946
Central services	1,350	1,804	24	(2,778)	130	530
	58,954	30,842	1,970	24,434	20,221	136,221

DELTA ACADEMIES TRUST
(FORMERLY KNOWN AS SCHOOL PARTNERSHIP TRUST ACADEMIES)

NOTES TO THE FINANCIAL STATEMENTS
For the year ended 31 August 2016

18 Analysis of net assets between funds

Fund balances at 31 August 2016 are represented by:

	Unrestricted General Fund £'000	Restricted General Fund £'000	Restricted Fixed Asset Fund £'000	Total 2016 £'000
Tangible fixed assets	-	-	172,701	172,701
Current assets	10,857	24,289	4,405	39,551
Current liabilities	-	(10,701)	(759)	(11,460)
Long term liabilities	-	(125)	(10,957)	(11,082)
Pension scheme liability	-	(52,332)	-	(52,332)
Total net assets	10,857	(38,869)	165,390	137,378

19 Capital Commitments

	2016 £'000	2015 £'000
Contracted for, but not provided in the financial statements	1,528	11,481

20 Financial Commitments

Operating leases

At 31 August 2016 the total of the Trust's future minimum lease payments under non-cancellable operating leases were:

	2016 £'000	2015 £'000
<u>Land and buildings</u>		
Expiring within one year	115	233
Expiring within two and five years inclusive	172	452
Expiring in over five years	-	45
	<u>287</u>	<u>730</u>
<u>Other</u>		
Expiring within one year	590	427
Expiring within two and five years inclusive	904	651
Expiring in over five years	3	-
	<u>1,497</u>	<u>1,078</u>

DELTA ACADEMIES TRUST
(FORMERLY KNOWN AS SCHOOL PARTNERSHIP TRUST ACADEMIES)

NOTES TO THE FINANCIAL STATEMENTS
For the year ended 31 August 2016

21 Reconciliation of net income / (expenditure) to net cash flow from operating activities	2016 Total £'000	2015 Total £'000
Net income / (expenditure) for the reporting period (as per the statement of financial activities)	(3,185)	10,336
Adjusted for:		
Depreciation (note 12)	7,965	7,491
Impairment (note 12)	5,051	-
Adjustment of fixed assets	-	2,382
Transfer of fixed assets	(179)	(410)
Loss on disposal of tangible fixed assets	7,184	21
Capital grants from DfE and other capital income	(5,473)	(15,801)
Interest receivable (note 5)	(139)	(102)
Interest payable on finance leases	21	5
Defined benefit pension scheme cost less contributions payable	812	849
Defined benefit pension scheme finance cost	1,105	499
(Increase) / decrease in stock	(4)	9
Decrease / (increase) in debtors	7,326	(9,528)
Increase / (decrease) in creditors	1,477	710
(Acquisition) / disposal of current asset investments	(66)	450
Net cash provided by / (used in) operating activities	21,895	(3,089)
22 Cashflows from financing activities		
Repayments of borrowing	(50)	(68)
Debt arising on inception of finance lease	10,584	-
Cash repayments on finance leases	(796)	(132)
Net cash provided by / (used in) financing activities	9,738	(200)
23 Cash flows from investing activities		
Dividends, interest and rents from investments	139	102
Proceeds from sale of tangible fixed assets	-	28
Purchase of tangible fixed assets	(27,619)	(7,561)
Additions to finance lease assets	(11,609)	-
Capital grants from DfE/EFA	5,248	15,801
Capital funding received from sponsors and others	225	-
Acquisition / (disposal) of current asset investments	66	(450)
Net cash provided by / (used in) investing activities	(33,550)	7,920
24 Analysis of cash and cash equivalents	At 31 August 2016 Total £'000	At 31 August 2015 Total £'000
Cash in hand and at bank	29,904	31,821
	29,904	31,821

25 Contingent Liabilities

During the period of the Funding Agreement, in the event of the sale or disposal by other means of any asset for which a Government capital grant was received, Delta Academies Trust is required either to re-invest the proceeds or to repay to the Secretary of State for Education the same proportion of the proceeds of the sale or disposal as equates with the proportion or the original cost met by the Secretary of State.

Upon termination of the Funding Agreement, whether as a result of the Secretary of State or the Academy serving notice, Delta Academies Trust shall repay to the Secretary of State sums determined by reference to:

- (a) the value at that time of the Academy's assets held for the purpose of the Academy; and
- (b) the extent to which expenditure incurred in providing those assets was met by payments by the Secretary of State under the Funding Agreement.

26 Members' Liability

Each member of the charitable company undertakes to contribute to the assets of the company in the event of it being wound up while he/she is a member, or within one year after he/she ceases to be a member, such amount as may be required, not exceeding £10 for the debts and liabilities contracted before he/she ceases to be a member.

DELTA ACADEMIES TRUST
(FORMERLY KNOWN AS SCHOOL PARTNERSHIP TRUST ACADEMIES)

NOTES TO THE FINANCIAL STATEMENTS
For the year ended 31 August 2016

27 Pension and Similar Obligations

The Trust's employees belong to two principal pension schemes: the Teachers' Pension Scheme England and Wales (TPS) for academic and related staff; and the Local Government Pension Scheme (LGPS) for non-teaching staff. Both are multi-employer defined benefit schemes.

The latest actuarial valuation of the TPS related to the period ended 31 March 2012 and of the LGPS 31 March 2013.

Contributions amounting to £955,018 (2015: £789,534) were payable to the Teachers Pension Scheme at 31 August 2016 and are included within creditors.

Contributions amounting to £461,913 (2015: £482,875) were payable to the Local Government Pension Scheme at 31 August 2016 and are included within creditors.

Teachers' Pension Scheme

The pension costs are assessed in accordance with the advice of independent qualified actuaries.

The employer's pension costs paid to TPS in the period ended 31 August 2016 amounted to £7,150,000 (2015: £5,717,000).

The Teachers' Pension Scheme (TPS) is a statutory, contributory, defined benefit scheme, governed by the Teachers' Pensions Regulations (2010) and from 1 April 2014, by Teachers' Pension Scheme Regulations 2014. Membership is automatic for full-time teachers in academies and, from 1 January 2007, automatic for teachers in part-time employment following appointment or change of contact, although they are able to opt out.

The TPS is an unfunded scheme and members contribute on a 'pay as you go' basis - these contributions along with those made by employers are credited to the Exchequer. Retirement and other pension benefits are paid by public funds provided by Parliament.

Valuation of the Teachers' Pension Scheme

Not less than every four years the Government Actuary, using normal actuarial principles, conducts a formal actuarial review of the TPS in accordance with the Public Service Pensions (valuations and Employer Cost Cap) Directions 2014 published by HM Treasury. The aim of the review is to specify the level of future contributions. Actuarial scheme valuations are dependent on assumptions about the value of future costs, design of benefits and many other factors.

The latest actuarial valuation of the TPS was out as at 31 March 2012 and in accordance with the Public Service Pensions (Valuation and Employer Cost Cap) Directions 2014. The valuation report was published by the Department for Education on 9 June 2014. The key elements of the valuation and subsequent consultation are:

- employer contribution rates set at 16.48% of pensionable pay (including a 0.08% employer administration charge (currently 14.1%);
- total scheme liabilities for service to the effective date of £191,500 million, and notional assets of £176,600 million, giving a notional past service deficit of £14,900 million; and
- an employer cost cap of 10.9% of pensionable pay will be applied to future valuations
- the assumed real rate of return is 3.0% in excess of prices and 2% in excess of earnings. The rate of real earnings growth is assumed to be 2.75%. The assumed nominal rate of return is 5.06%

Teachers' Pension Scheme Changes

During the previous year the employer contribution rate was 14.1%. The TPS valuation for 2012 determined an employer rate of 16.4% which was payable from September 2015. The next valuation of the TPS will be as at March 2016, whereupon the employer contribution rate is expected to be reassessed and will be payable from 1 April 2019.

A copy of the valuation report and supporting documentation is on the Teachers' Pensions website.

DELTA ACADEMIES TRUST
(FORMERLY KNOWN AS SCHOOL PARTNERSHIP TRUST ACADEMIES)

NOTES TO THE FINANCIAL STATEMENTS

For the year ended 31 August 2016

27 Pension and Similar Obligations (continued)

Teachers' Pension Scheme Changes (continued)

Under the definitions set out in Financial Reporting Standard (FRS102), the TPS is a multi-employer pension scheme. The trust has accounted for its contributions to the scheme as if it were a defined contribution scheme. The trust has set out above the information on the scheme.

Local Government Pension Schemes

SPTA is one of several employing bodies included within the Local Government Pension Scheme (LGPS).

The LGPS is a funded defined-benefit scheme, with the assets held in separate trustee-administered funds. Separate disclosure has been provided for each scheme - West Yorkshire Pension Fund, South Yorkshire Pension Authority, East Riding Pension Fund, Nottinghamshire County Council Pension Fund, North Yorkshire Pension Fund and Teeside Pension Fund.

Parliament has agreed, at the request of the Secretary of State for Education, to a guarantee that, in the event of academy closure, outstanding local government pension scheme liabilities would be met by the Department for Education. The guarantee came into force on 18 July 2013.

	£'000				
	Pension liability b/fwd	Inherited (liability) / asset in year	Net service costs	Actuarial gains / (losses)	Pension liability c/fwd
West Yorkshire					
Combined Academies (13)	(5,766)	-	(759)	(8,535)	(15,060)
	<u>(5,766)</u>	<u>-</u>	<u>(759)</u>	<u>(8,535)</u>	<u>(15,060)</u>
South Yorkshire					
Ash Hill Academy	(1,678)	-	(62)	(1,221)	(2,961)
Crookesbroom Primary Academy	(328)	-	(12)	(239)	(579)
De Warenne Academy	(226)	-	(88)	(877)	(1,191)
Don Valley Academy	(2,308)	-	(58)	(1,631)	(3,997)
Grange Lane Infant Academy	(336)	-	(12)	(189)	(537)
Hatfield Woodhouse Primary School	(265)	-	(12)	(207)	(484)
Highfields Primary Academy	(118)	-	(7)	(112)	(237)
Pheasant Bank Academy	(401)	-	14	(307)	(694)
Rossington All Saints Academy	(2,844)	-	(88)	(1,864)	(4,796)
Rowena Academy	(376)	-	(13)	(354)	(743)
St Wilfrid's Academy	(30)	-	(33)	(124)	(187)
	<u>(8,910)</u>	<u>-</u>	<u>(371)</u>	<u>(7,125)</u>	<u>(16,406)</u>
East Riding					
Combined Academies (15)	(9,396)	-	(293)	(1,523)	(11,212)
	<u>(9,396)</u>	<u>-</u>	<u>(293)</u>	<u>(1,523)</u>	<u>(11,212)</u>
Nottingham					
Kingston Park Academy	(616)	-	(41)	(368)	(1,025)
Leamington Primary & Nursery Academy	(589)	-	(78)	(373)	(1,040)
Queen Elizabeths Academy	(1,494)	-	(111)	(695)	(2,300)
Serlby Park Academy	(2,410)	-	(185)	(1,104)	(3,699)
Wainwright Primary Academy	(674)	-	(55)	(545)	(1,274)
	<u>(5,783)</u>	<u>-</u>	<u>(470)</u>	<u>(3,085)</u>	<u>(9,338)</u>
North Yorkshire					
The Grove Academy	(110)	-	(18)	(123)	(251)
	<u>(110)</u>	<u>-</u>	<u>(18)</u>	<u>(123)</u>	<u>(251)</u>
Teeside					
Ingleby Manor Free School	(5)	-	(6)	(54)	(65)
	<u>(5)</u>	<u>-</u>	<u>(6)</u>	<u>(54)</u>	<u>(65)</u>
Total 2016	<u>(29,970)</u>	<u>-</u>	<u>(1,917)</u>	<u>(20,445)</u>	<u>(52,332)</u>
Total 2015	<u>(27,651)</u>	<u>-</u>	<u>(1,348)</u>	<u>(971)</u>	<u>(29,970)</u>

DELTA ACADEMIES TRUST
(FORMERLY KNOWN AS SCHOOL PARTNERSHIP TRUST ACADEMIES)

NOTES TO THE FINANCIAL STATEMENTS
For the year ended 31 August 2016

27 Pension and Similar Obligations (continued)

West Yorkshire Pension Fund (WYPF)

The total contribution made for the period ended 31 August 2016 were:

	2016			2015		
	Ers	Ees	Total	Ers	Ees	Total
Combined Academies (13)	901	451	1,352	842	407	1,249
	901	451	1,352	842	407	1,249

South Yorkshire Pension Authority (SYPA)

The total contribution made for the period ended 31 August 2016 were:

	2016			2015		
	Ers	Ees	Total	Ers	Ees	Total
Ash Hill Academy	199	50	249	194	51	245
Crookesbroom Primary Academy	42	10	52	39	10	49
De Warne Academy	137	65	202	134	64	198
Don Valley Academy	207	47	254	280	61	341
Grange Lane Infant Academy	47	10	57	44	10	54
Hatfield Woodhouse Primary School	46	11	57	44	11	55
Highfields Primary Academy	29	8	37	26	8	34
Pheasant Bank Academy	56	14	70	50	13	63
Rossington All Saints Academy	232	63	295	229	73	302
Rowena Academy	60	15	75	55	14	69
St Wilfrid's Academy	36	28	64	36	29	65
	1,091	321	1,412	1,131	344	1,475

East Riding Pension Fund (ERPF)

The total contribution made for the period ended 31 August 2016 were:

	2016			2015		
	Ers	Ees	Total	Ers	Ees	Total
Combined Academies (15)	1,548	316	1,864	1,552	316	1,868
	1,548	316	1,864	1,552	316	1,868

Nottinghamshire County Council Pension Fund (NCCPF)

The total contribution made for the period ended 31 August 2016 were:

	2016			2015		
	Ers	Ees	Total	Ers	Ees	Total
Kingston Park Academy	35	11	46	39	13	52
Leamington Primary & Nursery Academy	67	22	89	64	20	84
Queen Elizabeths Academy	110	36	146	108	35	143
Serby Park Academy	192	62	254	194	63	257
Wainwright Primary Academy	98	31	129	83	27	110
	502	162	664	488	158	646

North Yorkshire Pension Fund (NYPF)

The total contribution made for the period ended 31 August 2016 were:

	2016			2015		
	Ers	Ees	Total	Ers	Ees	Total
The Grove Academy	21	9	30	17	7	24
	21	9	30	17	7	24

Teeside Pension Fund

The total contribution made for the period ended 31 August 2016 were:

	2016			2015		
	Ers	Ees	Total	Ers	Ees	Total
Ingleby Manor Free School	21	9	30	18	7	25
	21	9	30	18	7	25

The estimated value of employer contributions for the year ended 31 August 2017 is £3,542,000.

DELTA ACADEMIES TRUST
(FORMERLY KNOWN AS SCHOOL PARTNERSHIP TRUST ACADEMIES)

NOTES TO THE FINANCIAL STATEMENTS
For the year ended 31 August 2016

27 Pension and Similar Obligations (continued)

West Yorkshire Pension Fund (WYPF)

The information below relates to the following academies; De Lacy Academy, East Garforth Primary Academy, England Lane Academy, Garforth Academy, Green Lane Primary Academy, Manor Croft Academy, Park View Primary Academy, Simpsons Lane Academy, The Elland Academy, The South Leeds Academy, Vale Primary Academy, Whetley Academy and Willow Green Academy.

Principal Actuarial Assumptions (%)	2016	2015
Rate of increase in salaries	3.4	3.6
Rate of increase for pensions in payment/inflation	1.9	2.1
Discount rate for scheme liabilities	2.0	3.8
Inflation assumption (CPI)	1.9	2.1

Commutation

The current mortality assumptions include sufficient allowance for future improvements in mortality rates. The assumed life expectations on retirement age 65 are:

Retiring today:		
Males	22.7	22.6
Females	25.6	25.5
Retiring in 20 years:		
Males	24.9	24.8
Females	28.0	27.8

Asset split (%):

Equities	75.1	75.9
Property	4.8	4.5
Government bonds	11.2	10.4
Corporate bonds	4.2	4.6
Other	3.3	3.1
Cash	1.4	1.5
Total market value of assets	100.0	100.0

Fair Value of fund assets	18,474	14,572
Present value of the defined benefit obligation	(33,534)	(20,338)
Net defined benefit pension liability	(15,060)	(5,766)

Total Expenditure Recognised in the Statement of Financial Activities

Operating cost

Current service cost (net of employee contributions)	1,458	1,367
Past service cost	-	24
Financing cost		
Interest on net defined benefit liability/(asset)	202	178
Pension expense	1,660	1,569

DELTA ACADEMIES TRUST
(FORMERLY KNOWN AS SCHOOL PARTNERSHIP TRUST ACADEMIES)

NOTES TO THE FINANCIAL STATEMENTS
For the year ended 31 August 2016

27 Pension and Similar Obligations (continued)

	2016	2015
Analysis of Pension Finance Income		
Interest income on assets	574	513
Interest on pension liabilities	(776)	(691)
Pension finance costs	<u>(202)</u>	<u>(178)</u>
Net movement on assets and liabilities		
B/fwd balance 1 September 2015	(5,766)	(5,219)
Employer contribution	901	842
Current service cost	(1,458)	(1,367)
Past service cost	-	(24)
Interest expense	(776)	(691)
Interest income on assets	574	513
Actuarial (losses) / gains	(8,535)	180
Deficit at 31 August 2016	<u>(15,060)</u>	<u>(5,766)</u>
Movement in the present value of defined benefit obligations:		
B/fwd balance 1 September 2015	20,338	18,579
Current service cost	1,458	1,367
Interest expense	776	691
Employee contributions	451	407
Actuarial (gains)/ losses	10,810	(495)
Benefits paid	(299)	(235)
Past service cost	-	24
At 31 August 2016	<u>33,534</u>	<u>20,338</u>
Movement in the fair value of fund assets:		
B/fwd balance 1 September 2015	14,572	13,360
Interest on assets	574	513
Remeasurement gains/ (losses)	2,275	(315)
Employer contributions	901	842
Employee contributions	451	407
Benefits paid	(299)	(235)
At 31 August 2016	<u>18,474</u>	<u>14,572</u>
Actual return on assets:	<u>2,849</u>	<u>198</u>
History of asset values, present value of liabilities and surplus/ deficit:		
Fair value of assets	18,474	14,572
Present value of liabilities	<u>(33,534)</u>	<u>(20,338)</u>
Deficit	<u>(15,060)</u>	<u>(5,766)</u>
History of experience gains and losses:		
Experience gains and losses on assets		
Amount	2,275	696
Percentage of assets	12.3%	4.8%

**DELTA ACADEMIES TRUST
(FORMERLY KNOWN AS SCHOOL PARTNERSHIP TRUST ACADEMIES)**

NOTES TO THE FINANCIAL STATEMENTS
For the year ended 31 August 2016

27 Pension and Similar Obligations (continued)

South Yorkshire Pension Authority (SYPA)

Principal Actuarial Assumptions (%)	Ash Hill Academy		Crooksbroom Primary Academy		De Wainne Academy		Don Valley Academy		Grange Lane Infant Academy		Hatfield Woodhouse Primary School		Highfields Primary Academy		Pheasant Bank Academy		Roevington All Saints Academy		Rowena Academy		St Willfrids Academy		Total	
	2016	2015	2016	2015	2016	2015	2016	2015	2016	2015	2016	2015	2016	2015	2016	2015	2016	2015	2016	2015	2016	2015	2016	2015
Rate of increase in salaries	3.55	4.05	3.55	4.05	3.55	4.05	3.55	4.05	3.55	3.95	3.55	4.05	3.55	4.05	3.55	4.05	3.65	4.05	3.55	4.05	3.65	3.95	3.56	4.0
Rate of increase for pensions in payment/initial	1.9	2.3	1.9	2.3	1.9	2.3	1.9	2.3	1.9	2.2	1.9	2.3	1.9	2.3	1.9	2.3	1.9	2.3	1.9	2.3	2.0	2.2	1.9	2.3
Discount rate for scheme liabilities	2.1	4.0	2.1	4.0	2.1	4.0	2.1	4.0	2.1	3.9	2.1	4.0	2.1	4.0	2.1	4.0	2.1	4.0	2.1	4.0	2.2	3.9	2.1	4.0
Inflation assumption (CPI)	1.8	2.3	1.8	2.3	1.8	2.3	1.8	2.3	1.8	2.2	1.8	2.3	1.8	2.3	1.8	2.3	1.8	2.3	1.8	2.3	1.9	2.2	1.8	2.3

Commutation

The current mortality assumptions include sufficient allowances for future improvements in mortality rates. The assumed life expectations on retirement age 65 are:

Retiring today:	23	23	23	23	23	23	23	23	23	23	23	23	23	23	23	23	23	23	23	23	23	23	23	23	
Males	25.7	25.6	25.7	25.6	25.7	25.6	25.7	25.6	25.7	25.6	25.7	25.6	25.7	25.6	25.7	25.6	25.7	25.6	25.7	25.6	25.7	25.6	25.7	25.6	25.7
Females	25.4	25.3	25.4	25.3	25.4	25.3	25.4	25.3	25.4	25.3	25.4	25.3	25.4	25.3	25.4	25.3	25.4	25.3	25.4	25.3	25.4	25.3	25.4	25.3	25.4

Asset split (%)

	2016	2015	2016	2015	2016	2015	2016	2015	2016	2015	2016	2015	2016	2015	2016	2015	2016	2015	2016	2015	2016	2015	2016	2015
Equities	58.4	59.4	58.4	59.4	58.4	59.4	58.4	59.4	58.4	59.4	58.4	59.4	58.4	59.4	58.4	59.4	58.4	59.4	58.4	59.4	58.4	59.4	58.4	59.4
Property	11.0	11.5	11.0	11.5	11.0	11.5	11.0	11.5	11.0	11.5	11.0	11.5	11.0	11.5	11.0	11.5	11.0	11.5	11.0	11.5	11.0	11.5	11.0	11.5
Government bonds	15.0	14.3	15.0	14.3	15.0	14.3	15.0	14.3	15.0	14.3	15.0	14.3	15.0	14.3	15.0	14.3	15.0	14.3	15.0	14.3	15.0	14.3	15.0	14.3
Corporate bonds	6.2	5.9	6.2	5.9	6.2	5.9	6.2	5.9	6.2	5.9	6.2	5.9	6.2	5.9	6.2	5.9	6.2	5.9	6.2	5.9	6.2	5.9	6.2	5.9
Other	7.7	7.1	7.7	7.1	7.7	7.1	7.7	7.1	7.7	7.1	7.7	7.1	7.7	7.1	7.7	7.1	7.7	7.1	7.7	7.1	7.7	7.1	7.7	7.1
Cash	1.7	1.8	1.7	1.8	1.7	1.8	1.7	1.8	1.7	1.8	1.7	1.8	1.7	1.8	1.7	1.8	1.7	1.8	1.7	1.8	1.7	1.8	1.7	1.8
Total market value of assets	100.0	100.0	100.0	100.0	100.0	100.0	100.0	100.0	100.0	100.0	100.0	100.0	100.0	100.0	100.0	100.0	100.0	100.0	100.0	100.0	100.0	100.0	100.0	100.0

Fair Value of Fund Assets

Present value of the defined benefit obligation	2,897	2,073	470	550	3,620	2,899	3,373	2,663	532	405	458	330	321	235	555	402	2,368	1,928	879	667	150	64	15,423	11,914
Net defined benefit pension liability	(5,593)	(3,761)	(1,049)	(878)	(4,911)	(3,125)	(7,370)	(4,971)	(1,069)	(741)	(942)	(595)	(558)	(353)	(1,249)	(803)	(7,184)	(4,670)	(1,822)	(1,043)	(337)	(94)	(31,829)	(20,824)
	(2,696)	(1,678)	(579)	(328)	(1,191)	(226)	(3,997)	(2,308)	(537)	(336)	(484)	(265)	(237)	(118)	(694)	(401)	(4,795)	(2,844)	(745)	(376)	(187)	(30)	(16,405)	(6,910)

Total Expenditure Recognised in the Statement of Financial Activities

Current service cost (net of employee contributions)	185	189	41	32	215	200	174	211	47	44	47	37	31	29	68	50	208	227	58	52	67	63	1,141	1,194
Past service cost								76																76
Financing cost	66	26	13	6	10	(48)	91	34	12	4	11	4	5	1	16	7	112	76	15	3	2	2	353	115
Total operating charge	251	215	54	38	225	152	265	321	59	48	58	41	38	30	74	57	320	300	73	55	69	65	1,494	1,325

Analysis of Pension Finance Income

Interest income on assets	84	113	14	18	115	161	107	149	16	24	19	17	9	12	16	21	72	95	27	36	2	-	475	648
Interest on pension liabilities	(150)	(199)	(27)	(24)	(125)	(119)	(188)	(163)	(26)	(28)	(24)	(21)	(14)	(19)	-	(28)	(184)	(171)	(42)	(39)	(4)	(2)	(798)	(761)
Pension finance income/(costs)	(66)	(28)	(13)	(6)	(10)	48	(81)	(34)	(12)	(4)	(11)	(4)	(5)	(11)	16	(7)	(112)	(76)	(15)	(3)	(2)	(2)	(321)	(115)

**DELTA ACADEMIES TRUST
(FORMERLY KNOWN AS SCHOOL PARTNERSHIP TRUST ACADEMIES)**

NOTES TO THE FINANCIAL STATEMENTS
For the year ended 31 August 2016

27 Pension and Similar Obligations (continued)

Net movement on assets and liabilities	Ash Hill Academy		Crookshroom Primary Academy		De Wrenne Academy		Don Valley Academy		Grange Lane Infant Academy		Hatfield Woodhouse Primary School		Highfields Primary Academy		Pheasant Bank Academy		Rossington All Saints Academy		Rowena Academy		St Wilfride Academy		Total		
	2016	2015	2016	2015	2016	2015	2016	2015	2016	2015	2016	2015	2016	2015	2016	2015	2016	2015	2016	2015	2016	2015	2016	2015	
Billed balance 1 September 2015	(1,578)	(1,520)	(323)	(299)	(228)	(58)	(2,308)	(2,084)	(336)	(306)	(265)	(238)	(118)	(101)	(401)	(383)	(2,844)	(2,609)	(376)	(335)	(30)	-	(8,910)	(7,914)	
Employer contribution	189	194	42	39	137	134	207	280	47	44	46	29	26	50	56	50	232	229	60	55	36	36	1,091	1,131	
Current service cost	(195)	(189)	(41)	(38)	(215)	(200)	(174)	(211)	(47)	(44)	(47)	(31)	(25)	(69)	(69)	(50)	(208)	(227)	(59)	(52)	(67)	(63)	(1,141)	(1,147)	
Past service cost	-	-	-	-	-	-	-	-	-	-	-	-	-	-	-	-	-	-	-	-	-	-	-	-	-
Interest expenses	(150)	(139)	(27)	(24)	(125)	(113)	(189)	(183)	(28)	(28)	(24)	(14)	(13)	(14)	(16)	(28)	(184)	(171)	(42)	(39)	(4)	(2)	(796)	(761)	
Interest income on assets	84	113	14	18	115	181	107	149	16	24	13	9	12	9	12	21	72	95	27	36	2	2	475	646	
Actuarial gains/(losses)	(1,251)	(1,377)	(239)	(24)	(877)	(150)	(1,631)	(183)	(189)	(26)	(207)	(22)	(112)	(13)	(307)	(31)	(1,864)	(161)	(354)	(41)	(124)	(1)	(7,125)	(789)	
Settlements and curtailments	-	-	-	-	-	-	-	-	-	-	-	-	-	-	-	-	-	-	-	-	-	-	-	-	-
Deficit at 31 August 2016	(2,961)	(1,676)	(579)	(329)	(1,191)	(226)	(3,997)	(2,398)	(537)	(336)	(484)	(265)	(237)	(118)	(894)	(401)	(4,796)	(2,644)	(745)	(376)	(187)	(30)	(16,409)	(8,910)	

Movement in the present value of defined benefit obligations:

Billed balance 1 September 2015	3,751	3,389	678	597	3,125	2,713	4,971	4,573	741	732	595	508	353	296	803	694	4,870	4,139	1,043	916	94	-	20,824	18,565	
Current service cost	195	189	41	38	215	200	174	211	47	44	47	44	31	28	56	50	208	227	58	52	67	63	1,141	1,147	
Interest cost	150	139	27	24	125	113	198	183	28	28	24	21	14	13	28	28	184	171	42	39	4	4	796	781	
Employer contributions	50	51	10	10	65	64	47	61	10	10	11	11	8	8	14	13	63	73	15	14	28	29	321	344	
Actuarial Losses / (Gains)	1,565	80	299	15	1,347	88	2,066	107	255	13	265	13	182	7	377	19	2,167	112	465	23	140	-	9,069	457	
Losses (gains) on curtailments	-	-	(6)	(6)	(66)	(33)	(86)	(240)	(13)	(86)	-	-	-	-	(3)	(1)	(128)	(52)	(1)	(1)	4	-	(352)	(516)	
Benefits paid	(53)	(97)	(6)	(6)	(66)	(33)	(86)	(240)	(13)	(86)	-	-	-	-	(3)	(1)	(128)	(52)	(1)	(1)	4	-	(352)	(516)	
Past service cost	-	-	-	-	-	-	-	-	-	-	-	-	-	-	-	-	-	-	-	-	-	-	-	-	-
At 31 August 2016	5,658	3,751	1,048	878	4,811	3,125	7,370	4,971	1,068	741	842	595	568	353	1,249	803	7,164	4,870	1,822	1,043	337	84	31,828	20,824	

Movement in the fair value of fund assets:

Billed balance 1 September 2015	2,073	1,869	350	298	2,839	2,655	2,683	2,489	405	426	330	267	235	195	402	331	1,826	1,500	667	581	64	-	11,914	10,641
Interest on assets	84	113	14	18	115	181	107	149	15	24	13	17	9	12	18	21	72	95	27	36	2	2	475	646
Revaluations gains / (losses)	344	(57)	60	(9)	470	(82)	435	(76)	87	(13)	58	(9)	40	(6)	70	(12)	303	(48)	111	(18)	16	(1)	1,974	(332)
Employer contributions	195	194	42	39	137	134	207	280	47	44	46	44	28	28	56	50	232	229	60	55	36	36	1,081	1,131
Employee contributions	50	51	10	10	65	64	47	61	10	10	11	11	8	8	14	13	63	73	15	14	28	29	321	344
Benefits paid	(53)	(97)	(6)	(6)	(66)	(33)	(86)	(240)	(13)	(86)	-	-	-	-	(3)	(1)	(128)	(52)	(1)	(1)	4	-	(352)	(516)
At 31 August 2016	2,697	2,073	470	350	3,820	2,899	3,373	2,683	532	405	458	330	321	235	555	402	2,368	1,826	879	687	150	64	15,823	11,914

Actual return on assets:

Actual return on assets:	428	56	74	9	585	79	542	73	83	12	71	8	49	6	88	10	375	46	138	18	18	(1)	2,449	318
--------------------------	-----	----	----	---	-----	----	-----	----	----	----	----	---	----	---	----	----	-----	----	-----	----	----	-----	-------	-----

History of asset values, present value of liabilities and surplus/ deficit:

Fair value of assets	2,697	2,073	470	350	3,820	2,899	3,373	2,683	532	405	458	330	321	235	555	402	2,368	1,826	879	687	150	64	15,823	11,914
Present value of liabilities	(5,859)	(3,751)	(1,049)	(878)	(4,811)	(3,125)	(7,370)	(4,971)	(1,069)	(741)	(842)	(595)	(558)	(353)	(1,249)	(803)	(7,164)	(4,870)	(1,822)	(1,043)	(337)	(84)	(31,828)	(20,824)
Deficit	(2,961)	(1,676)	(579)	(329)	(1,191)	(226)	(3,997)	(2,398)	(537)	(336)	(484)	(265)	(237)	(118)	(894)	(401)	(4,796)	(2,644)	(743)	(376)	(187)	(30)	(16,409)	(8,910)

History of experience gains and losses:

Experience gains and (losses) on assets Amount	344	(57)	60	(9)	470	(82)	435	(76)	87	(13)	58	(9)	40	(6)	70	(12)	303	(48)	111	(18)	16	16	1,974	(332)
Percentage of assets	12.8%	(2.7%)	12.8%	(2.6%)	13.0%	(2.8%)	12.9%	(2.9%)	12.6%	(3.2%)	12.7%	(2.7%)	12.5%	(2.6%)	12.6%	(3.0%)	12.6%	(2.7%)	12.6%	(2.7%)	10.7%	1.6%	12.6%	(2.8%)

DELTA ACADEMIES TRUST
(FORMERLY KNOWN AS SCHOOL PARTNERSHIP TRUST ACADEMIES)

NOTES TO THE FINANCIAL STATEMENTS
For the year ended 31 August 2016

27 Pension and Similar Obligations (continued)

East Riding Pension Fund (ERPF)

The information below relates to the following academies; Craven Primary Academy, Estcourt Primary Academy, Hull Trinity House Academy, John Whitgift Academy, Macaulay Primary Academy, Mellor Community Academy, Mersey Primary Academy, The Parks Academy, Strand Primary Academy, The Vale Academy, Weelsby Academy, Willoughby Road Primary Academy, Willows Academy, Worlaby Academy and Wybers Wood Academy.

Principal Actuarial Assumptions (%)	2016	2015
Rate of increase in salaries	2.3	4.1
Rate of increase for pensions in payment/inflation	2.1	2.7
Discount rate for scheme liabilities	2.1	3.8
Inflation assumption (CPI)	2.1	2.7

Commutation

The current mortality assumptions include sufficient allowance for future improvements in mortality rates. The assumed life expectations on retirement age 65 are:

Retiring today:		
Males	21.9	21.9
Females	24.1	24.1
Retiring in 20 years:		
Males	24.2	24.2
Females	26.7	26.7

Asset split (%):

Equities	75.0	75.0
Property	11.0	11.0
Government bonds	11.0	10.0
Corporate bonds	-	-
Other	-	-
Cash	3.0	4.0
Total market value of assets	<u>100.0</u>	<u>100.0</u>

Fair Value of fund assets	11,935	8,478
Present value of the defined benefit obligation	(23,147)	(17,874)
Net defined benefit pension liability	<u>(11,212)</u>	<u>(9,396)</u>

Total Expenditure Recognised in the Statement of Financial Activities

Current service cost (net of employee contributions)	1,485	1,555
Financing cost		
Interest on net defined benefit liability/(asset)	356	335
Pension Expense	<u>1,841</u>	<u>1,890</u>

DELTA ACADEMIES TRUST
(FORMERLY KNOWN AS SCHOOL PARTNERSHIP TRUST ACADEMIES)

NOTES TO THE FINANCIAL STATEMENTS
For the year ended 31 August 2016

27 Pension and Similar Obligations (continued)	2016	2015
 Analysis of Pension Finance Income		
Interest income on assets	355	279
Interest cost on pension liabilities	(711)	(614)
Pension finance income/ (costs)	<u>(356)</u>	<u>(335)</u>
 Net movement on assets and liabilities		
B/fwd balance 1 September 2015	(9,396)	(9,052)
Employer contribution	1,548	1,552
Current service cost	(1,485)	(1,555)
Past service cost	-	-
Interest expense	(711)	(614)
Interest income on assets	355	279
Settlements and curtailments	-	-
Actuarial gains/(losses)	(1,523)	(6)
Deficit at 31 August 2016	<u>(11,212)</u>	<u>(9,396)</u>
 Movement in the present value of defined benefit obligations:		
B/fwd balance 1 September 2015	17,874	15,724
Current service cost	1,485	1,555
Interest cost	711	614
Employee contributions	316	316
Actuarial (gain)/ loss	2,865	(228)
Benefits paid	(104)	(107)
Losses on curtailments	-	-
At 31 August 2016	<u>23,147</u>	<u>17,874</u>
 Movement in the fair value of fund assets:		
B/fwd balance 1 September 2015	8,478	6,672
Interest on income	355	279
Remeasurements gains/ (losses)	1,342	(234)
Employer contributions	1,548	1,552
Employee contributions	316	316
Benefits paid	(104)	(107)
At 31 August 2016	<u>11,935</u>	<u>8,478</u>
 Actual return on assets:	 <u>1,697</u>	 <u>45</u>
 History of asset values, present value of liabilities and surplus/ deficit:		
Fair value of assets	11,935	8,478
Present value of liabilities	(23,147)	(17,874)
Deficit	<u>(11,212)</u>	<u>(9,396)</u>
 History of experience gains and losses:		
Experience gains and losses on assets		
Amount	1,342	(56)
Percentage of assets	11.2%	(0.7%)

DELTA ACADEMIES TRUST
(FORMERLY KNOWN AS SCHOOL PARTNERSHIP TRUST ACADEMIES)

NOTES TO THE FINANCIAL STATEMENTS
For the year ended 31 August 2016

27 Pension and Similar Obligations (continued)

Nottinghamshire County Council Pension Fund (NCCPF)

	Kingeton Park Academy		Leamington Primary & Nursery Academy		Queen Elizabeths Academy		Serlby Park Academy		Wainwright Primary Academy		Total	
	2016	2015	2016	2015	2016	2015	2016	2015	2016	2015	2016	2015
Principal Actuarial Assumptions (%)												
Rate of increase in salaries	4.1	4.5	4.1	4.5	4.1	4.5	4.1	4.5	4.1	4.5	4.1	4.5
Rate of increase for pensions in payment/inflation	2.3	2.7	2.3	2.7	2.3	2.7	2.3	2.7	2.3	2.7	2.3	2.7
Discount rate for scheme liabilities	2.2	4.0	2.2	4.0	2.2	4.0	2.2	4.0	2.2	4.0	2.2	4.0
inflation assumption (CPI)	2.3	2.7	2.3	2.7	2.3	2.7	2.3	2.7	2.3	2.7	2.3	2.7
Commutation												
The current mortality assumptions include sufficient allowance for future improvements in mortality rates. The assumed life expectations on retirement age 65 are:												
Retiring today:												
Males	22.1	22.1	22.1	22.1	22.1	22.1	22.1	22.1	22.1	22.1	22.1	22.1
Females	25.3	25.2	25.3	25.2	25.3	25.2	25.3	25.2	25.3	25.2	25.3	25.2
Retiring in 20 years:												
Males	24.4	24.2	24.4	24.2	24.4	24.2	24.4	24.2	24.4	24.2	24.4	24.2
Females	27.7	27.6	27.7	27.6	27.7	27.6	27.7	27.6	27.7	27.6	27.7	27.6
Asset split (%):												
Equities	69.0	72.0	69.0	72.0	69.0	72.0	69.0	72.0	69.0	72.0	69.0	72.0
Property	12.0	11.0	12.0	11.0	12.0	11.0	12.0	11.0	12.0	11.0	12.0	11.0
Government bonds	4.0	6.0	4.0	6.0	4.0	6.0	4.0	6.0	4.0	6.0	4.0	6.0
Corporate bonds	7.0	7.0	7.0	7.0	7.0	7.0	7.0	7.0	7.0	7.0	7.0	7.0
Other	4.0	-	4.0	-	4.0	-	4.0	-	4.0	-	4.0	-
Cash	4.0	4.0	4.0	4.0	4.0	4.0	4.0	4.0	4.0	4.0	4.0	4.0
Total market value of assets	100.0	100.0	100.0	100.0	100.0	100.0	100.0	100.0	100.0	100.0	100.0	100.0
Fair Value of fund assets	725	613	714	540	1,754	1,422	3,073	2,526	920	683	7,186	5,784
Present value of the defined benefit obligation	(1,750)	(1,229)	(1,754)	(1,129)	(4,054)	(2,916)	(6,772)	(4,936)	(2,194)	(1,357)	(16,524)	(11,567)
Net defined benefit pension liability	(1,025)	(616)	(1,040)	(589)	(2,300)	(1,494)	(3,699)	(2,410)	(1,274)	(674)	(9,338)	(5,783)
Total Expenditure Recognised in the Statement of Financial Activities												
Current service cost (net of employee contributions)	52	55	122	114	163	161	284	288	128	106	749	724
Losses (gains) on curtailments	-	-	-	-	-	-	-	-	-	-	-	-
Financing cost												
Interest on net defined benefit liability/(asset)	24	23	23	21	58	56	93	91	25	25	223	216
Pension expense	76	78	145	135	221	217	377	379	153	131	972	940
Analysis of Pension Finance Income												
Expected return on pension scheme assets	25	23	23	20	59	53	104	92	30	25	241	213
Interest on pension liabilities	(49)	(46)	(46)	(41)	(117)	(109)	(197)	(183)	(55)	(50)	(464)	(429)
Pension finance costs	(24)	(23)	(23)	(21)	(58)	(56)	(93)	(91)	(25)	(25)	(223)	(216)
Net movement on assets and liabilities												
B/fwd balance 1 September 2015	(616)	(584)	(589)	(507)	(1,494)	(1,415)	(2,410)	(2,276)	(674)	(612)	(5,783)	(5,374)
Transferred balance	-	-	-	-	-	-	-	-	-	-	-	-
Employer contribution	35	39	67	84	110	108	192	194	98	83	502	488
Current service cost	(52)	(55)	(122)	(114)	(163)	(161)	(284)	(288)	(128)	(106)	(749)	(724)
Past service cost	-	-	-	-	-	-	-	-	-	-	-	-
Interest expense	(49)	(46)	(46)	(41)	(117)	(109)	(197)	(183)	(55)	(50)	(464)	(429)
Interest income on assets	25	23	23	20	59	53	104	92	30	25	241	213
Settlements and curtailments	-	-	-	-	-	-	-	-	-	-	-	-
Actuarial gains/(losses)	(368)	(13)	(373)	(11)	(695)	30	(1,104)	51	(545)	(14)	(3,085)	43
Deficit at 31 August 2016	(1,025)	(616)	(1,040)	(589)	(2,300)	(1,494)	(3,699)	(2,410)	(1,274)	(674)	(9,338)	(5,783)
Movement in the present value of defined benefit obligations:												
B/fwd balance 1 September 2015	1,229	1,116	1,129	954	2,916	2,734	4,936	4,528	1,357	1,175	11,567	10,507
Transferred balance	-	-	-	-	-	-	-	-	-	-	-	-
Current service cost	52	55	122	114	163	161	284	288	128	106	749	724
Interest expense	49	46	46	41	117	109	197	183	55	50	464	429
Employee contributions	11	13	22	20	36	36	62	63	31	27	162	158
Actuarial Gains / (losses)	434	(1)	435	-	851	(59)	1,377	(102)	623	(1)	3,720	(163)
Benefits paid	(25)	-	-	-	(29)	(64)	(84)	(24)	-	-	(138)	(88)
Losses on curtailments	-	-	-	-	-	-	-	-	-	-	-	-
At 31 August 2016	1,750	1,229	1,754	1,129	4,054	2,916	6,772	4,936	2,194	1,357	16,524	11,567

DELTA ACADEMIES TRUST
(FORMERLY KNOWN AS SCHOOL PARTNERSHIP TRUST ACADEMIES)

NOTES TO THE FINANCIAL STATEMENTS
For the year ended 31 August 2016

27 Pension and Similar Obligations (continued)

	Kingston Park Academy		Leamington Primary & Nursery Academy		Queen Elizabeths Academy		Serlby Park Academy		Wainwright Primary Academy		Total	
	2016	2015	2016	2015	2016	2015	2016	2015	2016	2015	2016	2015
Movement in the fair value of fund assets:												
B/fwd balance 1 September 2015	613	552	540	447	1,422	1,319	2,526	2,252	683	563	5,784	5,133
interest on income	25	23	23	20	59	53	104	92	30	25	241	213
Remeasurement Gains / (Losses)	66	(14)	62	(11)	156	(29)	273	(51)	78	(15)	635	(120)
Employer contributions	35	39	67	64	110	108	192	194	98	83	502	488
Employee contributions	11	13	22	20	36	35	62	63	31	27	162	158
Benefits paid	(25)	-	-	-	(28)	(64)	(84)	(24)	-	-	(138)	(88)
At 31 August 2016	725	613	714	540	1,754	1,422	3,073	2,526	920	683	7,186	5,784
Actual return on assets:	91	9	85	9	215	24	377	41	108	10	876	93
History of asset values, present value of liabilities and surplus/ deficit:												
Fair value of assets	725	613	714	540	1,754	1,422	3,073	2,526	920	683	7,186	5,784
Present value of liabilities	(1,750)	(1,229)	(1,754)	(1,129)	(4,054)	(2,916)	(6,772)	(4,936)	(2,194)	(1,357)	(16,524)	(11,567)
Deficit	(1,025)	(616)	(1,040)	(589)	(2,300)	(1,494)	(3,699)	(2,410)	(1,274)	(674)	(9,338)	(5,783)
History of experience gains and losses:												
Experience gains and losses on assets												
Amount	66	(14)	62	(11)	156	(29)	273	(51)	78	(15)	635	(120)
Percentage of assets	9.1%	(2.3%)	8.7%	(2.0%)	8.9%	(2.0%)	8.9%	(2.0%)	8.5%	(2.2%)	8.8%	(2.1%)

**DELTA ACADEMIES TRUST
(FORMERLY KNOWN AS SCHOOL PARTNERSHIP TRUST ACADEMIES)**

**NOTES TO THE FINANCIAL STATEMENTS
For the year ended 31 August 2016**

27 Pension and Similar Obligations (continued)

North Yorkshire County Council Pension Fund (NYCCPF)

Principal Actuarial Assumptions (%)	The Grove Academy	
	2016	2015
Rate of increase in salaries	3.4	3.6
Rate of increase for pensions in payment/inflation	1.9	2.1
Discount rate for scheme liabilities	2.0	3.8
Inflation assumption (CPI)	1.9	2.1

Commutation

The current mortality assumptions include sufficient allowance for future improvements in mortality rates. The assumed life expectations on retirement age 65 are:

Retiring today:		
Males	23.3	23.2
Females	25.8	25.7
Retiring in 20 years:		
Males	25.6	25.4
Females	28.1	28.0

Asset split (%):

Equities	62.8	59.1
Property	8.6	7.2
Government bonds	14.8	16.2
Corporate bonds	5.0	7.3
Other	9.5	9.2
Cash	0.7	1.0
Total market value of assets	<u>100.0</u>	<u>100.0</u>

Fair Value of fund assets	87	48
Present value of the defined benefit obligation	(338)	(158)
Net defined benefit pension liability	<u>(251)</u>	<u>(110)</u>

Total Expenditure Recognised in the Statement of Financial Activities

Current service cost (net of employee contributions)	35	25
Financing cost		
Interest on net defined benefit liability/(asset)	4	4
Pension expense	<u>39</u>	<u>29</u>

**DELTA ACADEMIES TRUST
(FORMERLY KNOWN AS SCHOOL PARTNERSHIP TRUST ACADEMIES)**

**NOTES TO THE FINANCIAL STATEMENTS
For the year ended 31 August 2016**

27 Pension and Similar Obligations (continued)

	The Grove Academy	
	2016	2015
Net movement on assets and liabilities		
B/fwd balance 1 September 2015	(110)	(92)
Employer contribution	21	17
Current service cost	(35)	(25)
Past service cost	-	-
Interest expense	(6)	(5)
Interest income on assets	2	1
Actuarial gains/(losses)	(123)	(6)
Deficit at 31 August 2016	(251)	(110)
Movement in the present value of defined benefit obligations:		
B/fwd balance 1 September 2015	158	114
Current service cost	35	25
Interest expense	6	5
Employee contributions	9	7
Actuarial (gain)/ loss	131	8
Benefits paid	(1)	(1)
At 31 August 2016	338	158
Movement in the fair value of fund assets:		
B/fwd balance 1 September 2015	48	22
Interest income	2	1
Remeasurement gains/ (losses)	8	2
Employer contributions	21	17
Employee contributions	9	7
Benefits paid	(1)	(1)
At 31 August 2016	87	48
Actual return on assets:	10	3
History of asset values, present value of liabilities and surplus/ deficit:		
Fair value of assets	87	48
Present value of liabilities	(338)	(158)
Deficit	(251)	(110)
History of experience gains and losses:		
Experience gains and losses on assets		
Amount	8	2
Percentage of assets	9.2%	4.2%

DELTA ACADEMIES TRUST
(FORMERLY KNOWN AS SCHOOL PARTNERSHIP TRUST ACADEMIES)

NOTES TO THE FINANCIAL STATEMENTS
For the year ended 31 August 2016

27 Pension and Similar Obligations (continued)

Teeside Pension Fund

Principal Actuarial Assumptions (%)	Ingleby Manor Free School	
	2016	2015
Rate of increase in salaries	3.4	3.5
Rate of increase for pensions in payment/inflation	1.9	2.0
Discount rate for scheme liabilities	2.0	3.8
Inflation assumption (CPI)	1.9	2.0

Commutation

The current mortality assumptions include sufficient allowance for future improvements in mortality rates. The assumed life expectations on retirement age 65 are:

Retiring today:		
Males	23.5	23.0
Females	25.6	25.2
Retiring in 20 years:		
Males	25.3	25.5
Females	28.0	27.8

Asset split (%):

Equities	85.3	82.3
Property	7.3	6.2
Government bonds	0.8	1.7
Corporate bonds	0.8	1.6
Other	-	1.8
Cash	5.8	6.4
Total market value of assets	<u>100.0</u>	<u>100.0</u>

Fair Value of fund assets	61	25
Present value of the defined benefit obligation	(126)	(30)
Net defined benefit pension liability	<u>(65)</u>	<u>(5)</u>

**Total Expenditure Recognised in the
Statement of Financial Activities**

Operating cost		
Current service cost (net of employee contributions)	28	24
Financing cost		
Interest on net defined benefit liability/(asset)	(1)	-
Pension expense	<u>27</u>	<u>24</u>

DELTA ACADEMIES TRUST
(FORMERLY KNOWN AS SCHOOL PARTNERSHIP TRUST ACADEMIES)

NOTES TO THE FINANCIAL STATEMENTS
For the year ended 31 August 2016

27 Pension and Similar Obligations (continued)

	Ingleby Manor Free School	
	2016	2015
Net movement on assets and liabilities		
B/fwd balance 1 September 2015	(5)	-
Employer contribution	21	18
Current service cost	(28)	(24)
Interest expense	(1)	-
Interest income on assets	2	-
Actuarial (losses) / gains	(54)	1
Surplus (deficit) at 31 August 2016	(65)	(5)
Movement in the present value of defined benefit obligations:		
B/fwd balance 1 September 2015	30	-
Current service cost	28	24
Interest expense	1	-
Employee contributions	9	7
Actuarial (gain)/ loss	59	-
Net benefits paid out	(1)	(1)
At 31 August 2016	126	30
Movement in the fair value of fund assets:		
B/fwd balance 1 September 2015	25	-
Interest income on assets	2	-
Remeasurement gains/ (losses)	5	1
Employer contributions	21	18
Employee contributions	9	7
Net benefits paid out	(1)	(1)
At 31 August 2016	61	25
Actual return on assets:	7	1
History of asset values, present value of liabilities and surplus/ deficit:		
Fair value of assets	61	25
Present value of liabilities	(126)	(30)
Surplus/ (deficit)	(65)	(5)
History of experience gains and losses:		
Experience gains and losses on assets		
Amount	5	1
Percentage of assets	8.2%	4.0%

**DELTA ACADEMIES TRUST
(FORMERLY KNOWN AS SCHOOL PARTNERSHIP TRUST ACADEMIES)**

**NOTES TO THE FINANCIAL STATEMENTS
For the year ended 31 August 2016**

28 Related Party Transactions

Owing to the nature of the organisation's operations and the composition of the Board of Directors being drawn from local public and private sector organisations, transactions may take place with organisations in which someone may have an interest. All transactions involving such organisations are conducted at arm's length and in accordance with the organisations financial regulations and normal procurement procedures.

The following were directors of both Delta Academies Trust and School Partnership Trust (SPT).

	Delta Academies Trust Director	SPT Director
Paul Tarn	from 29/02/2016	from 10/06/2016
Sir Paul Edwards	until 21/10/2015	until 17/12/2015
Karen Bromage	until 18/04/2016	continuing

School Partnership Trust (SPT) is a charitable organisation that fund raises and offers grants to students at the Delta Academies Trust group of academies in the pursuit of excellence. There have been limited transactions between Delta Academies Trust and SPT during the year as grants are paid directly to the applicants. Transactions totalling £46,350 were paid from SPT to Delta Academies Trust during the year for the period where there were common directors (2015 - £8,055) and transactions totalling £3,744 were made from Delta Academies Trust to SPT.

At 1 September 2015 the activities and operations of South Leeds Academy Trust transferred to Delta Academies Trust. During the year ended 31 August 2015, one director of Delta Academies Trust was also a Trustee of South Leeds Academy Trust. Delta Academies Trust added additional resources and capacity, including leadership time from the core team to deliver a consistent method of operation within the academy and to quality control the work of the academy and its Senior Leadership Team (SLT). A recharge of costs during year ended 2015 amounting to £266,133 were paid by South Leeds Academy to Delta Academies Trust in relation to support. In addition, during year ended 31 August 2015, Delta Academies Trust supplied additional services / goods amounting to £267,705. This related to additional agreed charges with the 6th Form Provision at Garforth Academy, Educational Consultancy, IT, mobile phone charges and payroll charges. Also during the year ended 31 August 2015, The Elland Academy, an Alternative Provision Free School, part of Delta Academies Trust supplied educational services amounting to £294,219 and received educational services amounting to £359,993.

No other related party transactions took place in the period of account other than certain Directors' remuneration and expenses already disclosed in note 9.

29 Subsidiary Undertakings

Delta Academies Trust owns 100% of the issued ordinary share capital of School Partnership Services Limited, a company incorporated in England and Wales. The subsidiary is engaged in the supply of services to education. Its financial year ends on 31 August 2016.

The accounts of the subsidiary do not justify consolidation, as School Partnership Services Limited is not deemed to be material to the organisation as a whole. The materiality of the trading company will be reviewed on an annual basis, thus ensuring that the financial statements continue to be prepared using best accounting practice.

The trading results of School Partnership Services Limited for the year to 31 August were as follows:

	2016	2015
	£	£
Turnover	57,863	61,095
Trading Profit	3,308	3,611
Reserves	100	3,711

Gift aid amounting to £6,919 (2015: £1,710) was distributed to Delta Academies Trust by School Partnership Services Limited and is shown in the notes to the financial statements. The net assets of the subsidiary are £100 (2015: £3,711).

Delta Academies Trust provided administration services to School Partnership Services Limited (100% subsidiary) during the year totalling £53,085 (2015: £56,528). At the year end amounts owed by School Partnership Services Limited to Delta Academies Trust were £32,156 (2015: £33,579).

DELTA ACADEMIES TRUST
(FORMERLY KNOWN AS SCHOOL PARTNERSHIP TRUST ACADEMIES)

NOTES TO THE FINANCIAL STATEMENTS
For the year ended 31 August 2016

30 Post Balance Sheet Events

As at 1 September 2016 all activities and operations of Queen Elizabeths' Academy and Wainwright Primary Academy transferred to Diverse Academies Trust. All assets and liabilities will transfer to Diverse Academies Trust at their net realisable value as at 1 September 2016. Net realisable value is considered to represent their

The following tables set out the fair values of the identifiable assets and liabilities at the year end:

Queen Elizabeths' Academy

	Unrestricted Funds £000	Restricted General Fund £000	Restricted Fixed Asset Fund £000	Total £000
Tangible fixed assets				
Leasehold land and buildings	-	-	6,482	6,482
Other tangible fixed assets	-	-	141	141
LGPS pension (deficit)	-	(2,300)	-	(2,300)
Other identified assets and liabilities	131	1,121	-	1,252
Total Funds	131	(1,179)	6,623	5,575

Wainwright Primary Academy

	Unrestricted Funds £000	Restricted General Fund £000	Restricted Fixed Asset Fund £000	Total £000
Tangible fixed assets				
Leasehold land and buildings	-	-	2,321	2,321
Other tangible fixed assets	-	-	76	76
LGPS pension (deficit)	-	(1,274)	-	(1,274)
Other identified assets and liabilities	158	53	-	211
Total Funds	158	(1,221)	2,397	1,334

The trust is in negotiations with a new sponsor for Leamington Primary and Nursery Academy. The date of transfer from Delta Academies Trust to Flying High Trust has been agreed at 1st January 2017.

DELTA ACADEMIES TRUST
(FORMERLY KNOWN AS SCHOOL PARTNERSHIP TRUST ACADEMIES)

NOTES TO THE FINANCIAL STATEMENTS
For the year ended 31 August 2016

31 Transition to Charities SORP (FRS 102) From Old UK GAAP

Note	As reported under Adopted UK GAAP £'000	Effect of Transition to FRS 102 £'000	Revised comparative under FRS 102 £'000
Income from:			
Donations and capital grants	16,349	-	16,349
. Transfer from Local Authority	410	-	410
<i>Charitable activities:</i>			
. Funding for the Trust's educational operations	110,085	-	110,085
Other trading activities	1,876	-	1,876
Investment income	102	-	102
Total incoming resources	128,822	-	128,822
Expenditure on:			
<i>Charitable activities:</i>			
. Trust's educational operations	115,780	324	116,104
. Adjustment to tangible fixed assets	2,382	-	2,382
Total resources expended	118,162	324	118,486
Net income / (expenditure)	10,660	(324)	10,336
Other recognised gains / (losses):			
Actuarial (losses) / gains on defined benefit pension schemes	(1,225)	254	(971)
Net movement in funds	9,435	(70)	9,365

a) Recognition of Manor Croft Academy land and buildings

On conversion to FRS 102 leasehold it was assessed that the Trust had control of leasehold property relating to Manor Croft Academy for the duration of its useful economic life. As such historic operating lease arrangement of the building was recognised as a finance lease on transition.

The impact of this transaction on the the comparative SOFA of Delta Academies Trust at transition are:

- additional depreciation charged of £196,000
- a reduction in premises maintenance costs of £132,000
- finance lease interest charges incurred of £6,000

b) Change in calculation of the return on pension scheme assets.

This change has resulted in a further £254,000 charge to educational activity and a further £254,000 actuarial gain in the SOFA. There has been no impact on the balance sheet.

DELTA ACADEMIES TRUST
(FORMERLY KNOWN AS SCHOOL PARTNERSHIP TRUST ACADEMIES)

NOTES TO THE FINANCIAL STATEMENTS
For the year ended 31 August 2016

31 Transition to Charities SORP (FRS 102) From Old UK GAAP (continued)

	Notes	As reported under Adopted UK GAAP £'000	Effect of Transition to FRS 102	Revised comparative under FRS 102 £'000
Fixed assets				
Tangible assets	b	149,773	3,721	153,494
Current assets				
Stock		47		47
Debtors		16,922		16,922
Current asset investments		2,000		2,000
Cash at bank and in hand		29,821		29,821
Total current assets		48,790	-	48,790
Liabilities:				
Creditors: Amounts falling due within one year	c	(9,259)	(124)	(9,383)
Net current assets		39,531	(124)	39,407
Total assets less current liabilities		189,304	3,597	192,901
Creditors: Amounts falling due after more than one year	c	(140)	(1,783)	(1,923)
Pension scheme liability		(29,970)	-	(29,970)
Net assets including pension liability		159,194	1,814	161,008
Funds of the academy:				
Restricted funds				
. Fixed asset fund(s)	d	162,720	1578	164,298
. Restricted income fund(s)	d	16,999	236	17,235
. Pension reserve		(29,970)		(29,970)
Total restricted funds		149,749	1,814	151,563
Unrestricted funds				
. Unrestricted income fund(s)		9,445	-	9,445
Total unrestricted funds		9,445	-	9,445
Total Funds		159,194	1,814	161,008

b) Recognition of Manor Croft Academy land and buildings

On conversion to FRS 102 leasehold it was assessed that the Trust had control of leasehold property relating to Manor Croft academy for the duration of its useful economic life. As such historic operating lease arrangement of the building was recognised as a finance lease on transition.

The transaction arose in the year ended 31 August 2014. To reflect this a tangible fixed asset of £4,113,000 was recognised in brought forward tangible fixed assets on conversion.

Subsequent to the recognition of this asset depreciation of £392,000 has been incurred.

c) Recognition of Manor Croft Academy finance lease

As part of the the recognition of the Manor Croft Academy premises on the balance sheet the fair value of the related lease liability (based upon the historic unitary rental charges) has been recognised on the balance sheet.

On recognition a liability of £2,136,000 was recognised. Repayments of £229,000 have been made against the liability since its

d) Recognition of Manor Croft Academy - impact on funds

On recognition of the Manor Croft Academy the difference in fair value of property assets and the finance lease of £1,977,000 was recognised as a gain in opening reserves at 1 September 2014.

Depreciation of £392,000 and finance lease interest of £7,000 has been charged against the asset up to 31 August 2015 as a transition adjustment with premises maintenance costs of £163,000 reversed from funds accordingly.